

Part Number (Details)

Y-ConJack

- * * - *

Series

Power Contacts 1 = without 2 = with

1 = 90° 2 = 180°

See remarks in table below

Part Number	Signal Contacts	Power Contacts	Orientation	Remarks
Y-ConJack-11	8	0	90°	PCB-Lock
Y-ConJack-21	8	2	90°	PCB-Lock
Y-ConJack-21-PP	8	2	90°	Positioning pins
Y-ConJack-12	8	0	180°	Positioning pins
Y-ConJack-22-THR	8	2	180°	for THR soldering
Y-ConJack-22-WAVE	8	2	180°	for Wave soldering

Description:

RJ45 jack 90° and 180°, Cat 5, with improved shielding. Available with additional power contacts. For use with all Y-Con plugs

***RJ45 Buchse** 90° und 180°, Cat 5, mit verbesserter Schirmung. Auch mit zusätzlichen Kontakten für die Stromversorgung verfügbar. Für den Einsatz mit allen Y-Con Kabelsteckern*

Material:

Jack body PA, UL94V-0
Isolierkörper

Shielding Nickel plated brass
Schirmung

Contact Contact area 30µ" Au/50µ" Ni
Kontakte Solder area 80µ" Sn/50µ" Ni

Specifications:

Operating Temp.: -40°C ~ +120°C
Betriebstemp.

Solder Temp: Reflow max. 260°C / 10sec.
Löttemp. Wave min. 235°C / 3 sec.
(only for Y-ConJack-21-PP and Y-ConJack-22- WAVE)

Durability: 1,500 mechanical cycles
Lebensdauer

Current Rating: 2.1A @ 70°C (power contacts)
Bemessungsstrom

Accessories

Part No.: Y-ConAS-13

Description:

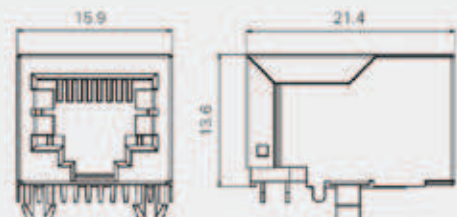
IP20 dummy plug for all RJ45 jacks



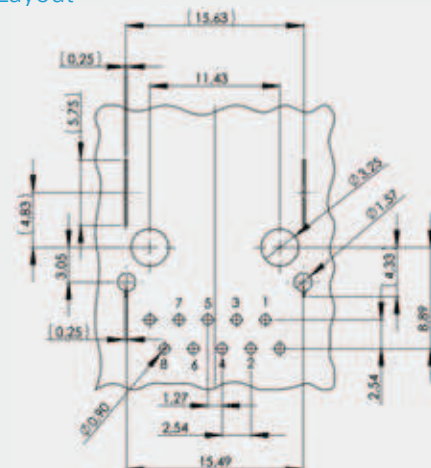
IP20 Dummy-Stecker für alle RJ45 Buchsen

Outline Dimensions

Y-ConJack-11



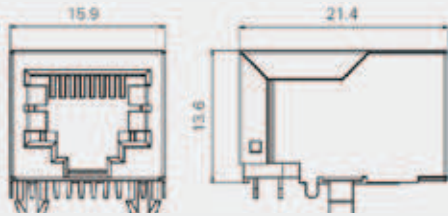
PCB Layout



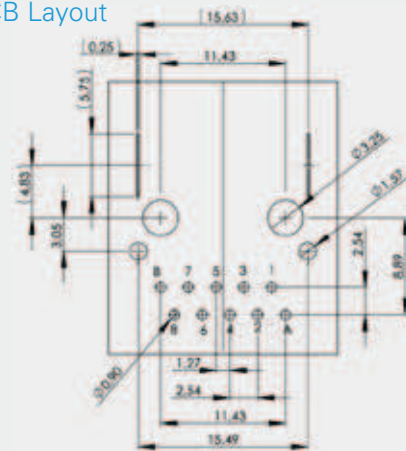
Industrial RJ45 Jacks

Outline Dimensions

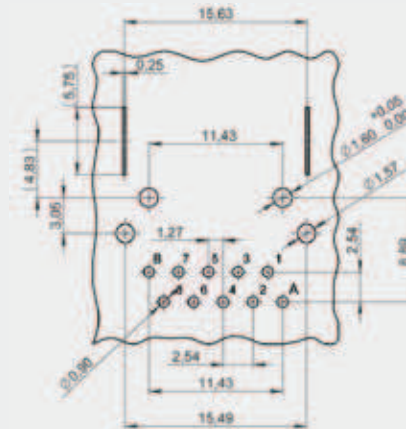
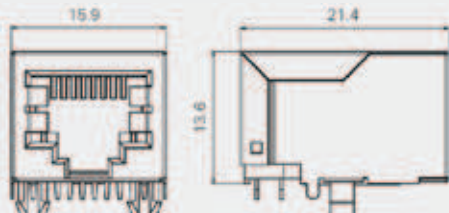
Y-ConJack-21



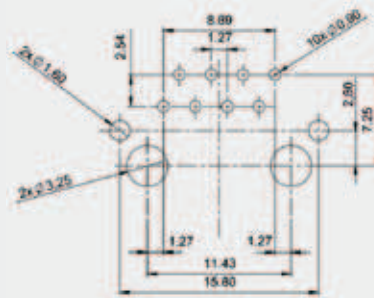
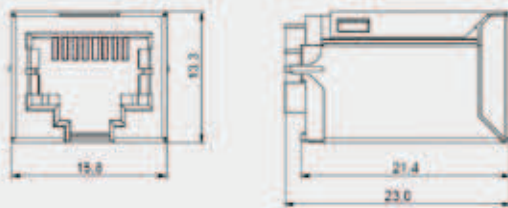
PCB Layout



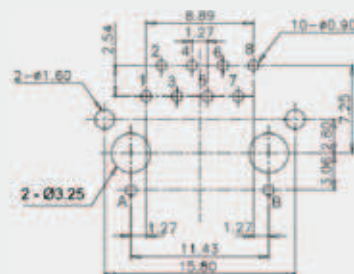
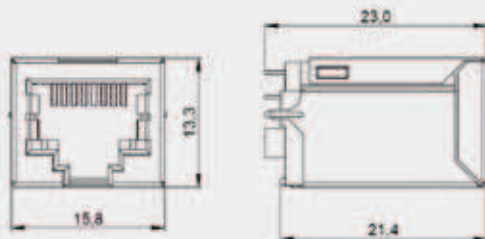
Y-ConJack-21-PP



Y-ConJack-12



Y-ConJack-22-THR



Y-ConJack-22-WAVE

