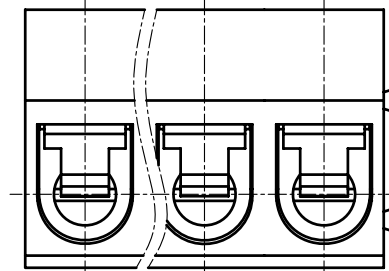
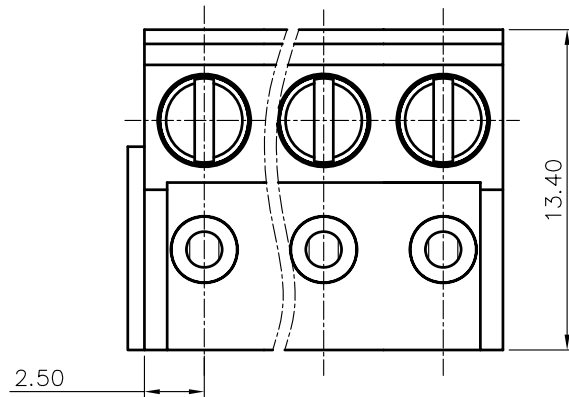
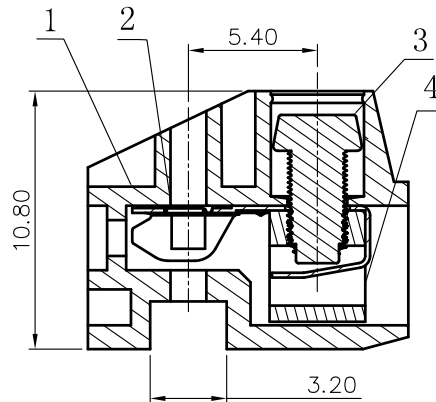
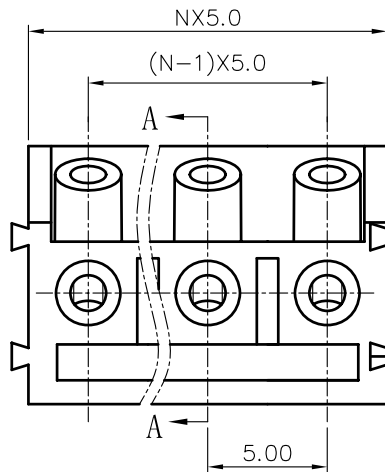


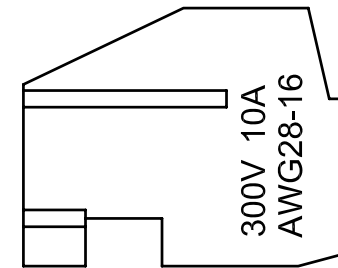
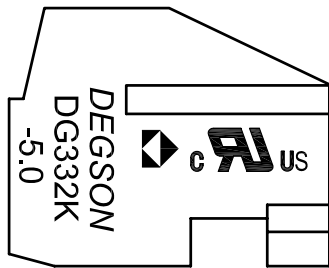
REVISION RECORD				
REV	ECN	DESCRIPTION	DRFT	DATE



VIEW B



SECTION A-A



NOTES:

- 1.DIMENSION SHALL BE INTERPRETED PER ASME Y14.5-2009.
- 2.PITCH: 5.0MM ,POLES: 2-XXP
- 3.RATED CURRENT/VOLTAGE: UL 300V/10A IEC 250V/17.5A
- 4.OPERATION TEMPERATURES: -30°C~+120°C
- 5.WITHSTANDING VOLTAGE: AC2000V/1MIN
- 6.INSULATION RESISTANCE: 5000MΩ/DC1000V
- 7.WIRE RANGE: 28~16AWG ,1.5MM²
- 8.MAX.TORQUE VALUE: M2.5; 4.08KGF.CM
- 9.UNDIMENSIONED TOLERANCES:

Pitch range in mm		Nominal dimension range in mm						
	over 6	over 10	to 30	over 30	over 60	over 100	over 150	∩
to 6	to 10	to 24	to 30	to 60	to 100	to 150		∇
±0.10	±0.15	±0.25	±0.2	±0.3	±0.5	±0.7	±1.0	0.05/10

ITEM	NAME OF PART	NO. OF PART	Q'TY	MATERIAL	NOTES
4	DG332-cage	X000000280(H)	XX	Brass	Ni plated
3	DG332-Screws	S000001390(H)	XX	Steel	Cr ²⁺ Zn
2	DG332-spring	X000000270(H)	XX	phosphor bronze	Ni plated
1	DG332K-5.0 Housing	4013A0YXXB(H)	1	PBT	UL94V-0

DETACHED LISTS		MATERIAL:		DEGSON®	
TOLERANCES EXCEPT AS NOTED		FINISH:		NAME:	
.X ±	.X' ±	PART NO.:		DG332K-5.0-XXP-1Y-00A(H)	
.XX ±	.XX' ±	APPD:		TITLE: ASSEMBLY DRAWING	REV T2
.XXX ±	.XXX' ±	CHKD:		DRAWING NO.: DG332K-E02	
ANGLES ± 1°		DRFT: LIUM 10/18/05"		DO NOT SCALE DRAWING	SCALE N/A SHEET 1/1
THIRD ANGLE PROJECTION					