
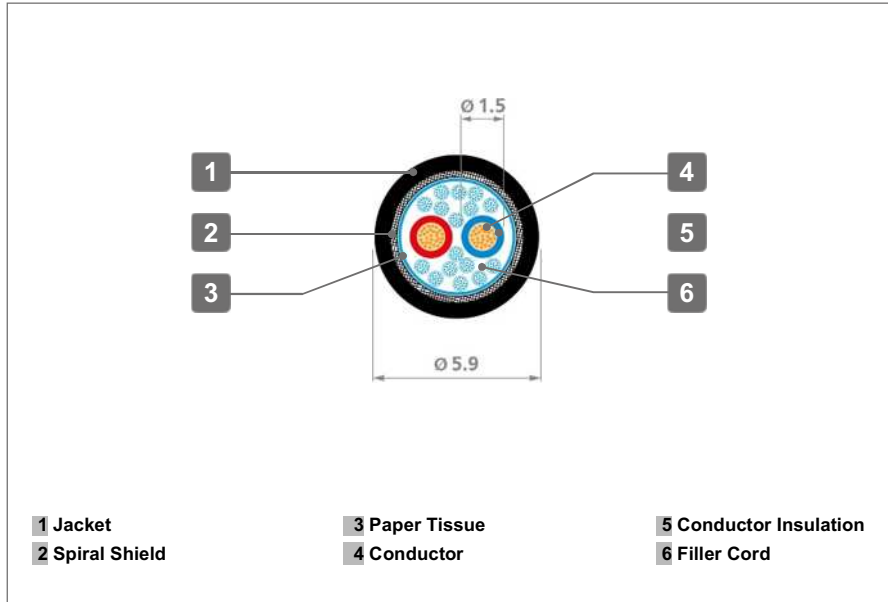


# balanced audio cable 1.5mtr RBMV015

## YME220 Microphone Cable

Microphone Cable, O.D. 5.9 mm, 0.22 mm<sup>2</sup> / AWG 24



### MECHANICAL SPECIFICATION

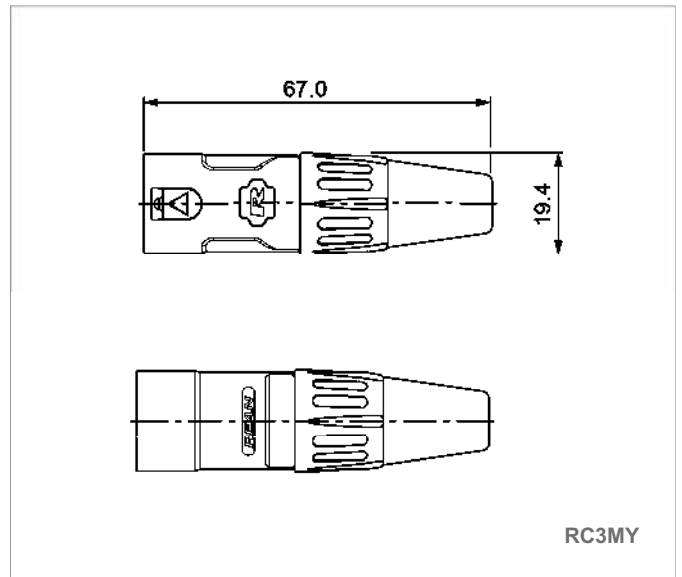
Composition of conductor	28 x 0.10 mm / 28 x AWG 38 bare annealed copper, OFC standard
Conductor insulation	LD-PE Ø 1.5 mm
Conductor color	Red & Blue
Composition of core	2 twisted cores 60 mm one turn, left hand
Spiral shield	85 x 0.10 mm, bare annealed copper, OFC standard Coverage > 90 %
Overall jacket material	PVC with restricted Substance: Cadmium: < 5 PPM ("Cadmium free") Lead: < 50 PPM Mercury: < 2 PPM Chromium: Not contained Hardness: 65 Shore-A
Jacket colour	Black (other colours on request)
Overall diameter	Ø 5.9 mm tolerance: +/- 0.2 mm
Working temperature - Mobile - Fixed	-5 °C to +70 °C -20 °C to +70 °C
Cable Printing	- Standard cable print - Customer cable print on request

### ELECTRICAL SPECIFICATION

Conductor DC resistance	≤ 80 m <sup>∧</sup> / m – 20 °C
Screen DC resistance	≤ 30 m <sup>∧</sup> / m – 20 °C
Insulation resistance	> 1 G <sup>∧</sup> / km – 20 °C, 500 V <sub>DC</sub>
Capacitance 1 Conductor to Conductor	≤ 65 pF / m – 1 KHz
Capacitance 2 Conductor to Screen	≤ 115 pF / m – 1 KHz
Test voltage: Conductor to Conductor	500 V eff – 50 Hz, 1 Minute
Test voltage: Conductor / Screen	1.000 V eff – 50 Hz, 1 Minute

## XLR Male Cable Connectors

## Y Series



### FEATURES

- *Rugged zinc diecast shell - long lasting and reliable*
- *Chuck type strain relief - best cable retention, easy to assemble*
- *Rubber boot kink protection - guarantees best cable protection and offers long cable life*
- *Robust latch locking - provides secure connection*

### CONNECTOR

Type No.	Description
RC3MY	XLR 3-pole male cable connector, nickel metal housing, silver plated contacts

**REAN**<sup>®</sup>

# XLR Male Cable Connectors

## TECHNICAL DATA

### ELECTRICAL

<b>Contact resistance</b>	<b>- initial</b>	<b>&lt; 10 m<math>\Omega</math></b>
	<b>- after 1'000 mating cycles</b>	<b>&lt; 20 m<math>\Omega</math></b>
<b>Ground contact resistance</b>		<b>&lt; 100 m<math>\Omega</math></b>
<b>Dielectric strength</b>		<b>&gt; 1 kV dc</b>
<b>Insulation resistance</b>	<b>- initial</b>	<b>&gt; 1 G<math>\Omega</math></b>
	<b>- after damp heat test</b>	<b>&gt; 0.1 G<math>\Omega</math></b>

### MECHANICAL

<b>Lifetime</b>		<b>&gt; 1'000 mating cycles</b>
<b>Mating force</b>		<b>&lt; 50 N</b>
<b>Locking force (pull out locked connector)</b>		<b>&gt; 250 N</b>
<b>Withdrawal force</b>		<b>&lt; 20 N</b>
<b>Strain relief force (depending on cable O.D.)</b>		<b>&gt; 100 N</b>
<b>Cable O.D. range</b>		<b>4.0 - 8.0 mm</b>
<b>Wiring type</b>		<b>Soldering</b>
<b>Max. wire size</b>		<b>2.5 mm<sup>2</sup> / AWG 14</b>

### MATERIAL

<b>Shell (housing)</b>		<b>Zinc diecast</b>
<b>Shell plating</b>		<b>Ag</b>
<b>Insert</b>		<b>Nylon</b>
<b>Contacts</b>		<b>Brass</b>
<b>Contact plating</b>		<b>Tin-ceriumd</b>
<b>Strain relief (chuck)</b>		<b>POM</b>
<b>Bushing</b>		<b>Nylon</b>
<b>Boot</b>		<b>Nylon</b>

### ENVIRONMENTAL

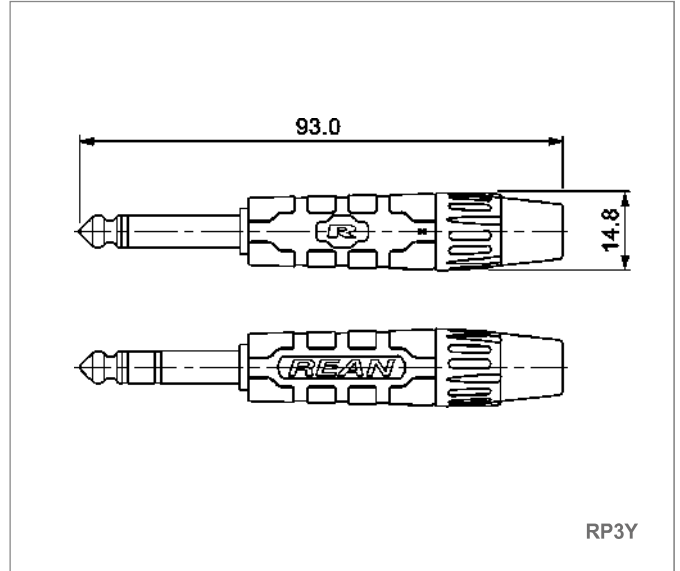
<b>Operating temperature</b>		<b>-20 °C to +70 °C</b>
<b>Protection class</b>		<b>IP 40</b>
<b>Solderability</b>		<b>Complies with IEC 68-2-20</b>
<b>Manufacturing standard</b>		<b>Complies with IEC 61076-2-103</b>

Data subject to change without prior notice. © 2017 REAN® is a registered trademark of the Neudirk Group. ALL RIGHTS RESERVED.

# REAN®

# 1/4" Phone Plugs, 3-pole

## Y Series



### FEATURES

- *Slim and ergonomic design – space saving and convenient to handle*
- *Rugged zinc diecast shell – long lasting and reliable*
- *Chuck type strain relief – best cable retention, easy to assemble*
- *Rubber boot kink protection – guarantees best cable protection and offers long cable life*

### CONNECTOR

Type No.	Description
RP3Y	1/4" plug, 3-pole, nickel plated housing and nickel plated plugfinger

# 1/4" Phone Plugs

## TECHNICAL DATA

### ELECTRICAL

Contact resistance	< 10 m $\Lambda$
Dielectric strength	> 1 kV dc
Insulation resistance	> 1 G $\Lambda$
- initial	
- after damp heat test	> 0.1 G $\Lambda$

### MECHANICAL

Lifetime	> 1'000 mating cycles
Lateral load capacity	> 4 Nm
Strain relief force	> 70 N
Cable O.D. range	4.0 - 7.0 mm
Wiring type	Soldering
Max. wire size	1 mm <sup>2</sup> / AWG 18

### MATERIAL

Shell (housing)	Zinc diecast
Shell plating	Nickel
Insert	Nylon
Contacts	Brass
Contact plating	Ni
Strain relief (chuck)	POM
Bushing	Nylon
Boot	PVC

### ENVIRONMENTAL

Operating temperature	-20 °C to +70 °C
Solderability	Complies with IEC 68-2-20

Data subject to change without prior notice. © 2017 REAN® is a registered trademark of the Neutrik Group. ALL RIGHTS RESERVED.

**REAN**®