


### Piano DIP Switches with Half-pitch

- Gold-plated twin contacts ensure high reliability.
- Embossed tapping are available for small-reel 100 pcs/500 pcs.

RoHS Compliant



### List of Models

Type	Standard							
	Tube packaging		Embossed tapping					
			Standard reel			Small reel		
No. of poles	Quantity per tube	Tube packaging	Quantity per reel	Embossed tapping	Quantity per reel	Embossed tapping	Quantity per reel	Embossed tapping
				Standard reel		Small reel		100 pcs reel
2	125	A6HR-2104	1,000	A6HR-2104-P	500	A6HR-2104-PM	100	A6HR-2104-R100
4	70	A6HR-4104		A6HR-4104-P		A6HR-4104-PM		A6HR-4104-R100
6	50	A6HR-6104		A6HR-6104-P		A6HR-6104-PM		A6HR-6104-R100
8	40	A6HR-8104		A6HR-8104-P		A6HR-8104-PM		A6HR-8104-R100
10	30	A6HR-0104		A6HR-0104-P		A6HR-0104-PM		A6HR-0104-R100

Note: Order in multiples of the package quantity.

### Ratings/Characteristics

Rating (resistive load)	25 mA at 24 VDC 10 $\mu$ A (minimum current) at 3.5 VDC	
Ambient operating temperature	-30 to +85 °C at 60% max. (with no icing or condensation)	
Ambient operating humidity	35% to 95% (at +5 to +35 °C)	
Insulation resistance	100 M $\Omega$ min. (at 100 VDC with insulation tester)	
Contact resistance (initial value)	200 m $\Omega$ max.	
Dielectric strength	Between terminals	300 VAC for 1 min
Vibration resistance	Malfunction	10 to 55 Hz, 1.5-mm double amplitude
Shock resistance	Malfunction	490 m/s <sup>2</sup> min.
Durability	Electrical	1,000 operations min.
Washing	Not possible	
Degree of protection	IEC IP40	
Operating force (OFF to ON)	0.29 to 4.9 N {30 to 500 gf}	
Weight	0.13g (2 poles) 0.22g (4 poles) 0.3g (6 poles) 0.4g (8 poles) 0.48g (10 poles)	

**■ Dimensions** (Unit: mm)

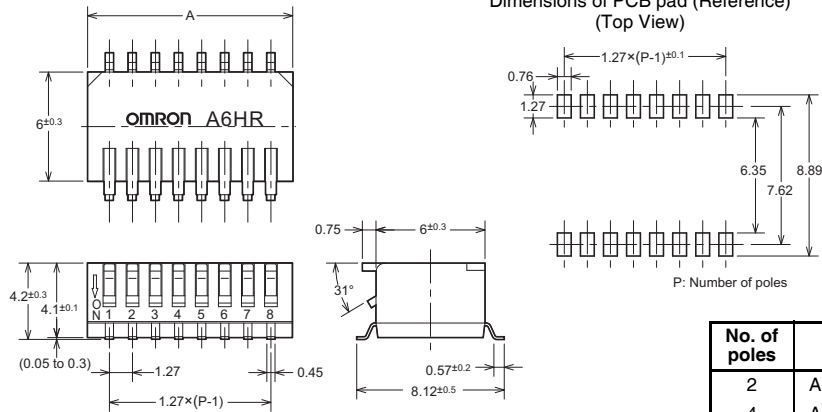
**Standard**

A6HR-□104

A6HR-□104-P

A6HR-□104-PM

A6HR-□104-R100

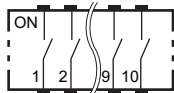


No. of poles	Models	Dimension A
2	A6HR-2104	3.67
4	A6HR-4104	6.21
6	A6HR-6104	8.75
8	A6HR-8104	11.29
10	A6HR-0104	13.83

**Note:** Unless otherwise specified, a tolerance of  $\pm 0.4$  mm applies to all dimensions.

**■ Internal Connections**

**Contact Form (Top View)**



**■ Precautions**

Be sure to read the Safety precautions common to all DIP Switches for correct use.

- Application examples provided in this document are for reference only. In actual applications, confirm equipment functions and safety before using the product.
- Consult your OMRON representative before using the product under conditions which are not described in the manual or applying the product to nuclear control systems, railroad systems, aviation systems, vehicles, combustion systems, medical equipment, amusement machines, safety equipment, and other systems or equipment that may have a serious influence on lives and property if used improperly. Make sure that the ratings and performance characteristics of the product provide a margin of safety for the system or equipment, and be sure to provide the system or equipment with double safety mechanisms.

**Note: Do not use this document to operate the Unit.**

**OMRON Corporation**  
Electronic and Mechanical Components Company

Contact: [www.omron.com/ecb](http://www.omron.com/ecb)

Cat. No. A191-E1-07  
0619(0207)(O)