



FUSELESS LOAD FEEDER DIRECT START, 400V AC, SZ. S00, 0.55...0.8A, 3KW, 24 V DC WITH DIODE (INTEGRATED) SCREW CONNECTION FOR 600MM BUSBAR SYSTEMS, TYPE OF COORDINATION 2, IQ = 150KA (ALSO SATISFIES TYPE OF COORDINATION 1) 1NO (CONTACTOR)

Figure similar

| | | |
|--|--|--|
| product brand name | | SIRIUS |
| Product designation | | non-fused load feeders 3RA2 |
| Manufacturer article number | | |
| <ul style="list-style-type: none"> • of the supplied contactor • of the supplied circuit-breakers • of the supplied busbar adapter • of the supplied link module | | 3RT2015-1FB41 3RV2011-0HA10 8US1251-5DS10 3RA1921-1DA00 |

General technical data:

| | | |
|--|----|------------|
| Insulation voltage | | |
| <ul style="list-style-type: none"> • with degree of pollution 3 Rated value | V | 690 |
| Shock resistance | | |
| <ul style="list-style-type: none"> • acc. to IEC 60068-2-27 | | 6g / 11 ms |
| Surge voltage resistance Rated value | kV | 6 |
| Type of assignment | | 2 |
| Protection class IP | | |
| <ul style="list-style-type: none"> • on the front | | IP20 |

Main circuit:

| | | |
|--|----|--------------|
| Number of poles for main current circuit | | 3 |
| Adjustable response value current of the current-dependent overload release | A | 0.55 ... 0.8 |
| Operating voltage | | |
| <ul style="list-style-type: none"> • Rated value • at AC-3 Rated value maximum | V | 690 |
| | V | 690 |
| Operating frequency Rated value | Hz | 50 ... 60 |
| Operating current | | |

| | | |
|---|---|-----|
| <ul style="list-style-type: none"> • at AC-3 <ul style="list-style-type: none"> — at 400 V Rated value | A | 0.6 |
| Operating power | | |
| <ul style="list-style-type: none"> • at AC-3 <ul style="list-style-type: none"> — at 400 V Rated value — at 500 V Rated value — at 690 V Rated value | W | 180 |
| | W | 180 |
| | W | 250 |

Control circuit/ Control:

| | | |
|---|---|----|
| Control supply voltage for DC | | |
| <ul style="list-style-type: none"> • Rated value | V | 24 |
| Holding power of the magnet coil for DC | W | 4 |

Auxiliary circuit:

| | | |
|---|--|-----|
| Product expansion Auxiliary switch | | Yes |
|---|--|-----|

Protective and monitoring functions:

| | | |
|---|--|----------------------|
| Trip class | | CLASS 10 |
| Design of the overload circuit breaker | | thermal (bimetallic) |

UL/CSA ratings:

| | | |
|--|---|-----|
| Full-load current (FLA) for three-phase AC motor | | |
| <ul style="list-style-type: none"> • at 480 V Rated value | A | 0.8 |

Short-circuit:

| | | |
|--|---|----------|
| Product function Short circuit protection | | Yes |
| Design of the short-circuit trip | | magnetic |
| Conditional short-circuit current (I_q) | | |
| <ul style="list-style-type: none"> • at 690 V acc. to IEC 60947-4-1 Rated value • at 400 V acc. to IEC 60947-4-1 Rated value • at 500 V acc. to IEC 60947-4-1 Rated value | A | 100 000 |
| | A | 153 000 |
| | A | 100 000 |

Installation/ mounting/ dimensions:

| | | |
|--|----|--|
| mounting position | | vertical |
| Mounting type | | for snapping onto 60 mm busbar systems |
| Height | mm | 200 |
| Width | mm | 45 |
| Depth | mm | 155.1 |
| Required spacing | | |
| <ul style="list-style-type: none"> • for grounded parts <ul style="list-style-type: none"> — forwards — Backwards — upwards — at the side — downwards • for live parts | mm | 0 |
| | mm | 0 |
| | mm | 20 |
| | mm | 9 |
| | mm | 10 |

| | | |
|---------------|----|----|
| — forwards | mm | 0 |
| — Backwards | mm | 0 |
| — upwards | mm | 20 |
| — downwards | mm | 10 |
| — at the side | mm | 9 |

Connections/ Terminals:

Type of electrical connection

- for main current circuit

screw-type terminals

Safety related data:

B10 value with high demand rate acc. to SN 31920

1 000 000

Proportion of dangerous failures

- with high demand rate acc. to SN 31920

%

73

Protection against electrical shock

finger-safe

Mechanical data:

Size of the circuit-breaker

S00

Size of load feeder

S00

Ambient conditions:

Ambient temperature

- during operation
- during storage
- during transport

°C

-20 ... +60

°C

-50 ... +80

°C

-50 ... +80

Certificates/ approvals:

| | | | |
|--------------------------|--------------------------------|---------------------------|-------------------|
| General Product Approval | For use in hazardous locations | Declaration of Conformity | Test Certificates |
|--------------------------|--------------------------------|---------------------------|-------------------|



[Special Test Certificate](#)

| | | |
|-------------------|-------------------|-------|
| Test Certificates | Shipping Approval | other |
|-------------------|-------------------|-------|

[Declaration of the Compliance with the order](#)



[Environmental Confirmations](#)

[Declaration of Conformity](#)

| |
|-------|
| other |
|-------|

[other](#)

Further information

Information- and Downloadcenter (Catalogs, Brochures,...)

<http://www.siemens.com/industrial-controls/catalogs>

Industry Mall (Online ordering system)

<http://www.siemens.com/industrymall>

Cax online generator

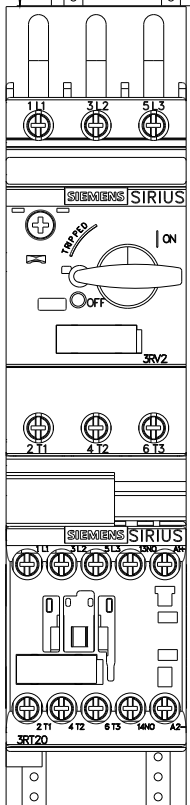
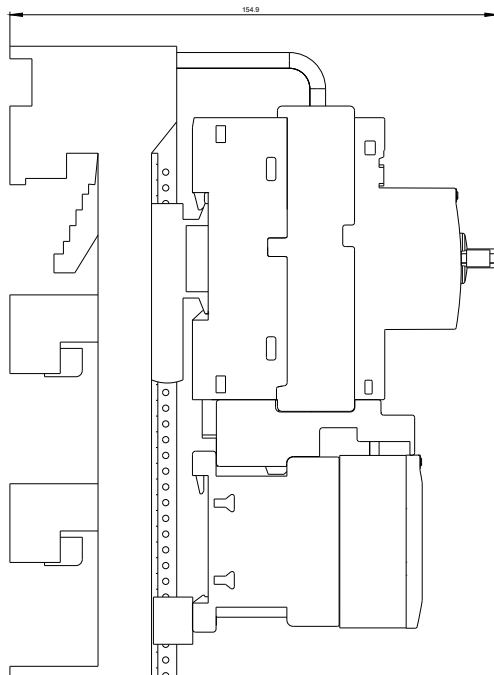
<http://support.automation.siemens.com/WW/CAXorder/default.aspx?lang=en&mlfb=3RA21100HD151FB4>

Service&Support (Manuals, Certificates, Characteristics, FAQs,...)

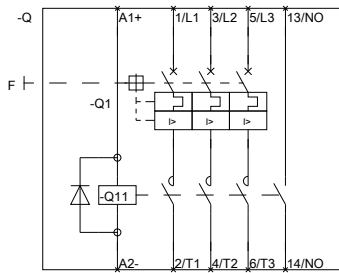
<http://support.automation.siemens.com/WW/view/en/3RA21100HD151FB4/all>

Image database (product images, 2D dimension drawings, 3D models, device circuit diagrams, EPLAN macros, ...)

http://www.automation.siemens.com/bilddb/cax_de.aspx?mlfb=3RA21100HD151FB4&lang=en



DREI-PHASIGER ABZWEIG, SICHERUNGSL.



DREI-PHASIGER ABZWEIG, SICHERUNGSL.

last modified:

11.03.2015