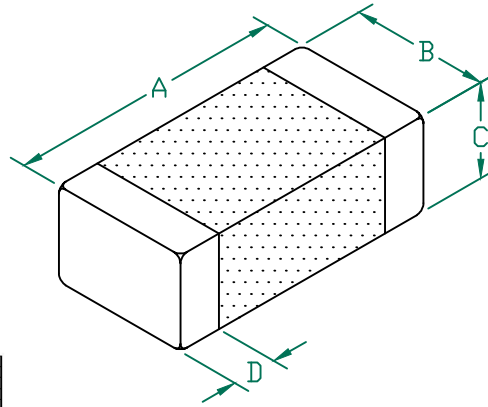


HI1206N680R-10

PHYSICAL DIMENSIONS:

A	3.20 [.126]	+ 0.20 [.008]
B	1.60 [.063]	+ 0.20 [.008]
C	1.10 [.043]	+ 0.20 [.008]
D	0.51 [.020]	+ 0.25 [.010]

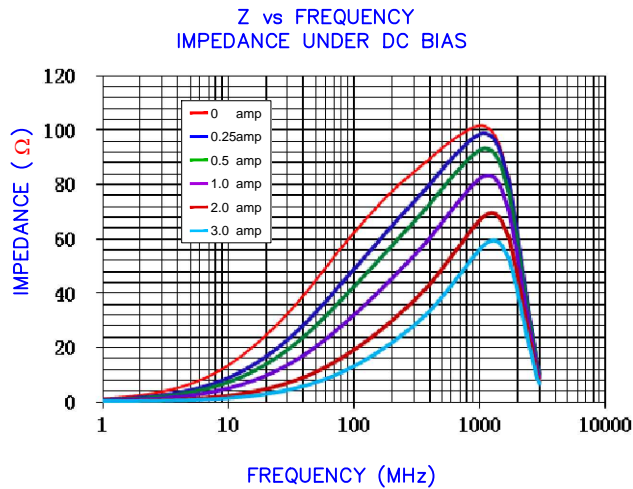


ELECTRICAL CHARACTERISTICS:

Z @ 100MHz (Ω)	DCR (Ω)	Rated Current
Nominal	68	
Minimum	51	
Maximum	85	3000 mA

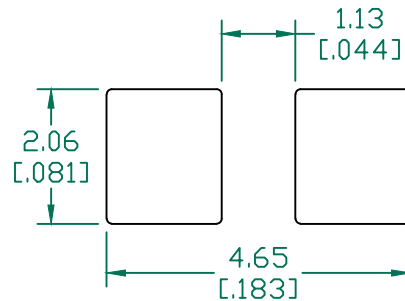
NOTES: UNLESS OTHERWISE SPECIFIED

1. TAPED AND REELED per CURRENT EIA SPECIFICATIONS 7" REELS, 3000 PCS/REEL.
2. TERMINATION FINISH IS 100% TIN.
3. COMPONENTS SHOULD BE ADEQUATELY PREHEATED BEFORE SOLDERING.
4. OPERATING TEMP.: -40°C ~ +125°C (INCLUDING SELF-HEATING)
5. COSMETIC SPECIFICATION REFER TO WI-QA-124.

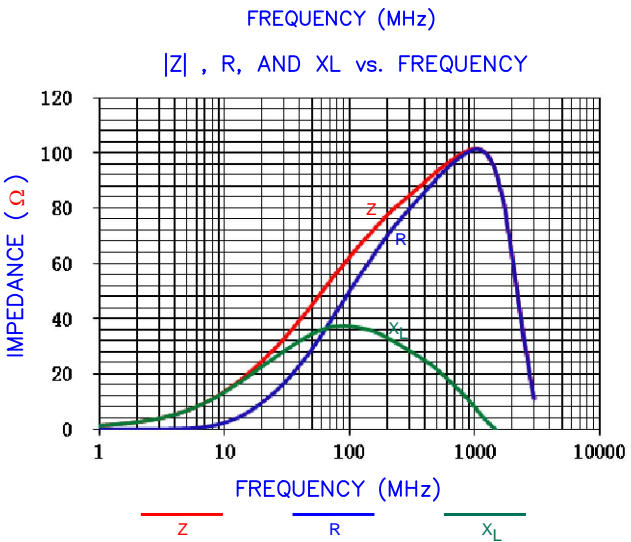
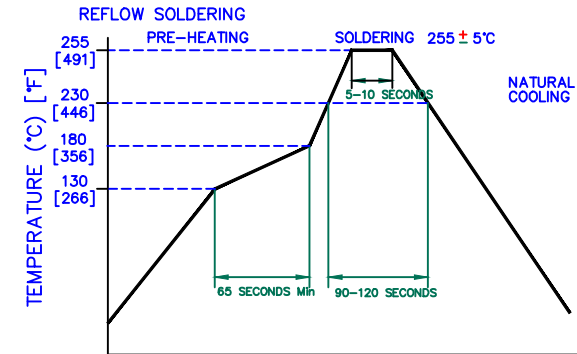


LAND PATTERNS FOR REFLOW SOLDERING

RECOMMENDED SOLDERING CONDITIONS



(For wave soldering, add 0.762 [0.030] to this dimension)



AGILENT E4991A RF Impedance/Material Analyzer
HP 16092A Test Fixture. TEST REF. 3298

RoHS

DIMENSIONS ARE IN mm [INCHES].				This print is the property of Laird Tech. and is loaned in confidence subject to return upon request and with the understanding that no copies shall be made without the written consent of Laird Tech. All rights to design or invention are reserved.		Laird	
				PROJECT/PART NUMBER:	REV	PART TYPE:	DRAWN BY:
				HI1206N680R-10	A	CO-FIRE	QU
				DATE:	SCALE:	SHEET:	
				09/11/13	NTS	1 of 1	
				CAD #	TOOL #		
				HI1206N680R-10-A	-		
A	ORIGINAL DRAFT	09/11/13	QU	DATE:	SCALE:	SHEET:	
REV	DESCRIPTION	DATE	INT	HI1206N680R-10-A	-		