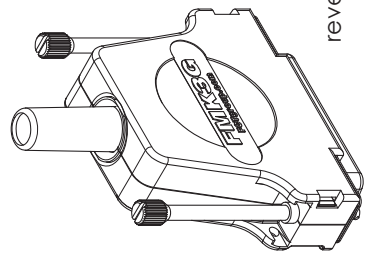
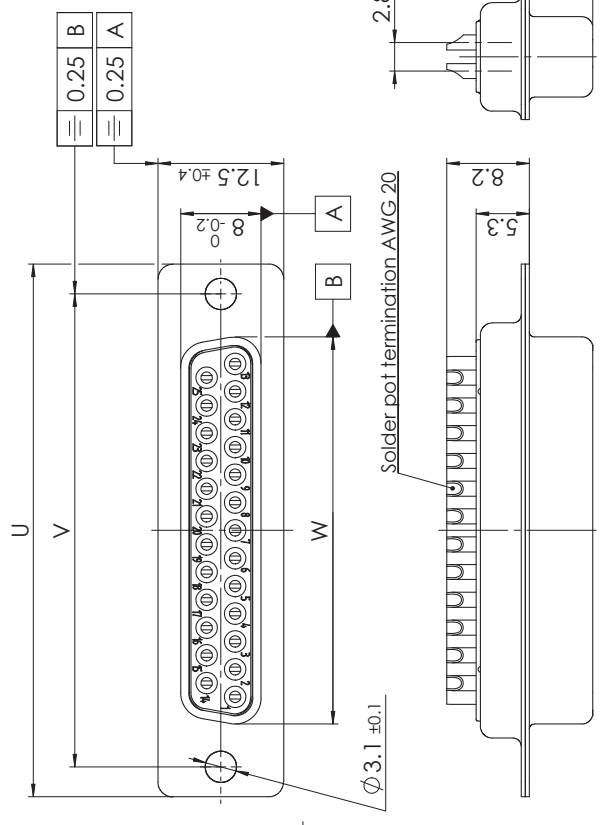


Order-No.	Shell Size / for No. of Contacts	B	C	D	E	ØF1		ØF2		H	U	V	W
		±0.1	±0.3	±0.3	±0.3	min	- max	max I Rubber bushing		±0.3	±0.4	±0.15	
FMK1G-09S-3360	1 / 9	25	31.6	39.5	15.2	3	- 9.5	FK11-2		42	30.8	25	16.4
FMK2G-15S-3360	2 / 15	33.3	40	41	15.2	3	- 8.5	FK11-2		43.5	39.1	33.3	24.7
FMK3G-25S-3360	3 / 25	47.04	53.7	45	15.2	3	- 8.5	FK11-2A		47.5	53	47.04	38.5
FMK4G-37S-3360	4 / 37	63.5	70.2	48	18.2	3	- 12	FK13-4		50.5	69.3	63.5	54.9

# FMKYG-XXS-3360

e.g. FMK3G-25S-3360

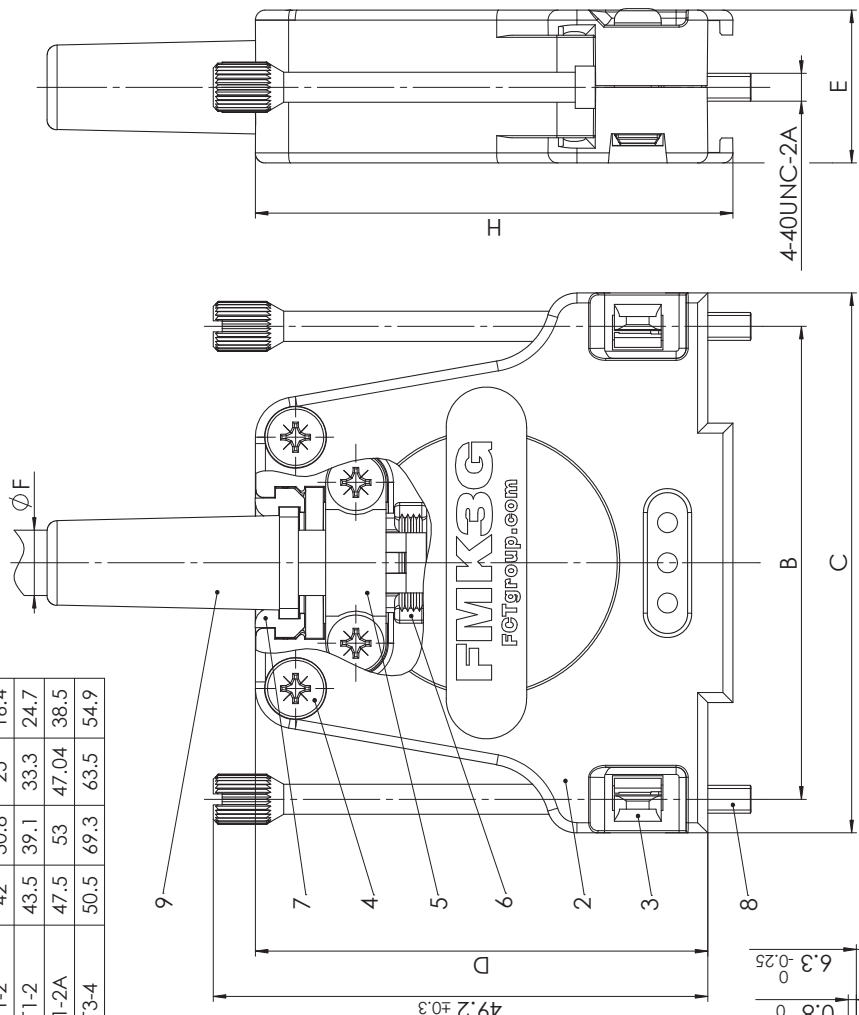
\*1) Y for hood size 1, 2, 3 or 4  
 \*2) xx No. of contacts 09, 15, 25 or 37



RoHS compliant

max. torque are 40 Ncm  
 FMK1G-09S-3360 without Part-No. 7  
 Part-No. 9 not mounted

ØF1 = Cable diameter without rubber bushing  
 ØF2 = Cable diameter with rubber bushing



No.	Part	Type	Material
9	Rubber bushing	TPE	black
8	Knurled thumb screw	FRS1/5-K190 4-40 / Brass	nickel plated
7	Cable reduction plate	Zinc die-cast	nickel plated
6	Strain relief	ABS	nickel plated
5	Cable clamp	Steel	tin plated
4	Screw	Case hardened steel	zinc plated
3	Catch spring	PEI	black
2	Hood	FMKYG / Zinc die-cast	nickel plated
1	D-Sub Connector	Fxx80G2	Surface plating/Colour/Class

No. St. Part		Type Description/Material	SCALE	TITLE
			2:1	Hood Connector Set
DRAWN		NAME / DATE	ISO 2768-m	
CHECKED		NAME / DATE	29-03-2007	
		COMPANY	8Wittek	
		DATE	13-10-2016	
		CH.-NO.	22060	
		DATE	12-10-2016	
		REV.	1	
		REV.	2	
		DWG.NO.	FMKYG-xxS-3360	
		REPLACEMENT FOR:	ORIGINAL: DN A3-DRAWING AS A FILE	
		PAGES	1	