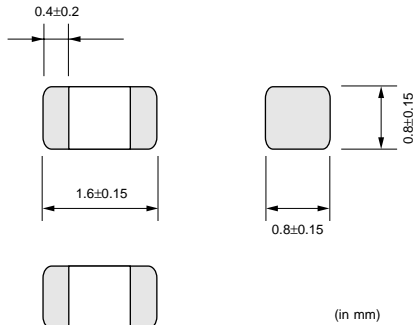


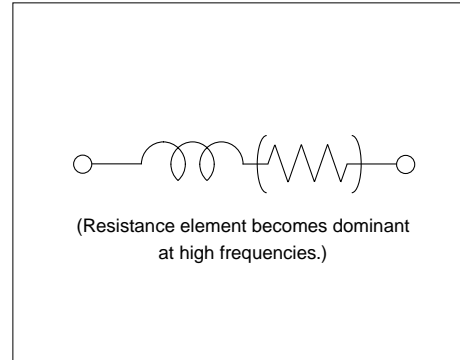
For Automotive Chip Ferrite Beads for Automotive

BLM18A Series (0603 Size)

■ Dimension



■ Equivalent Circuit



■ Packaging

Code	Packaging	Minimum Quantity
D	180mm Paper Tape	4000
J	330mm Paper Tape	10000
B	Bulk(Bag)	1000

■ Rated Value (□: packaging code)

Part Number	Impedance (at 100MHz/20°C)	Impedance (at 1GHz/20°C)	Rated Current	DC Resistance(max.)	Operating Temperature Range
BLM18AG121SH1□	120ohm±25%	-	500mA	0.18ohm	-55°C to +125°C
BLM18AG151SH1□	150ohm±25%	-	500mA	0.25ohm	-55°C to +125°C
BLM18AG221SH1□	220ohm±25%	-	500mA	0.25ohm	-55°C to +125°C
BLM18AG331SH1□	330ohm±25%	-	500mA	0.30ohm	-55°C to +125°C
BLM18AG471SH1□	470ohm±25%	-	500mA	0.35ohm	-55°C to +125°C
BLM18AG601SH1□	600ohm±25%	-	500mA	0.38ohm	-55°C to +125°C
BLM18AG102SH1□	1000ohm±25%	-	400mA	0.50ohm	-55°C to +125°C

Number of Circuits: 1

Continued on the following page.

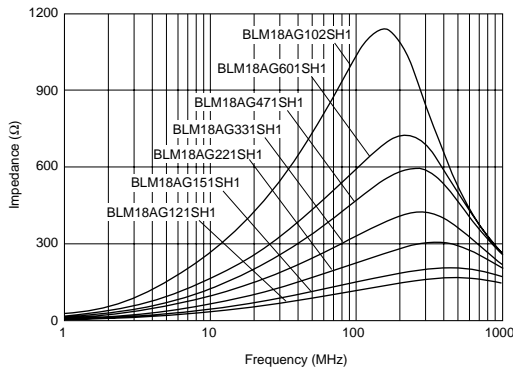
● This data sheet is applied for CHIP FERRITE BEAD used for Automotive Electronics equipment for your design.

⚠ Note:

1. This datasheet is downloaded from the website of Murata Manufacturing co., Ltd. Therefore, it's specifications are subject to change or our products in it may be discontinued without advance notice. Please check with our sales representatives or product engineers before ordering.
2. This datasheet has only typical specifications because there is no space for detailed specifications. Therefore, please approve our product specifications or transact the approval sheet for product specifications before ordering.

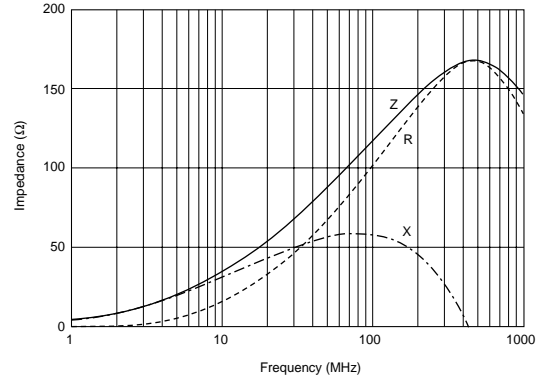
Continued from the preceding page.

Impedance-Frequency Characteristics (Main)



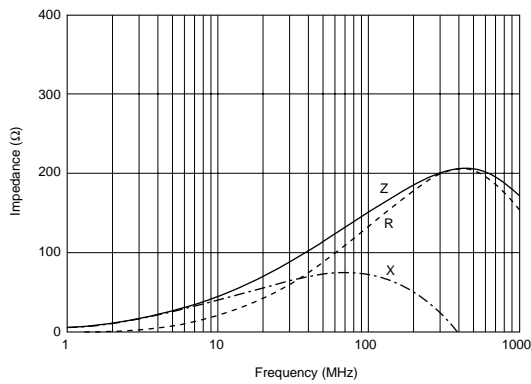
Impedance-Frequency Characteristics

BLM18AG121SH1



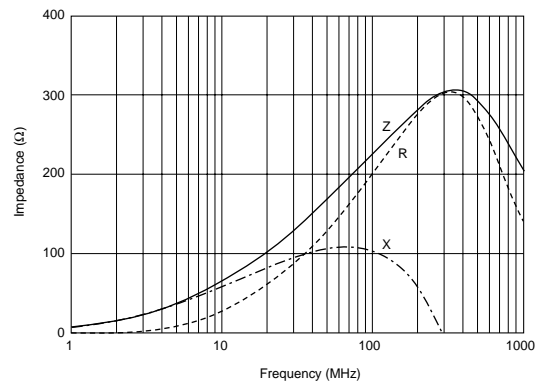
Impedance-Frequency Characteristics

BLM18AG151SH1



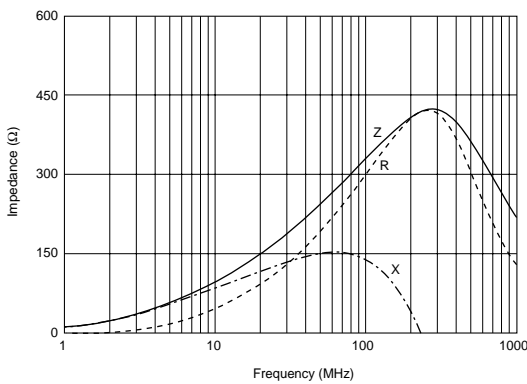
Impedance-Frequency Characteristics

BLM18AG221SH1



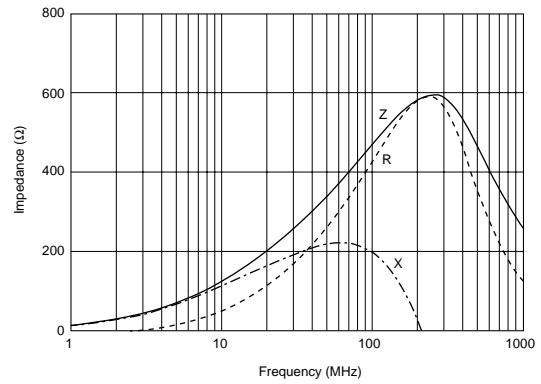
Impedance-Frequency Characteristics

BLM18AG331SH1



Impedance-Frequency Characteristics

BLM18AG471SH1



Continued on the following page. ↗

● This data sheet is applied for CHIP FERRITE BEAD used for Automotive Electronics equipment for your design.

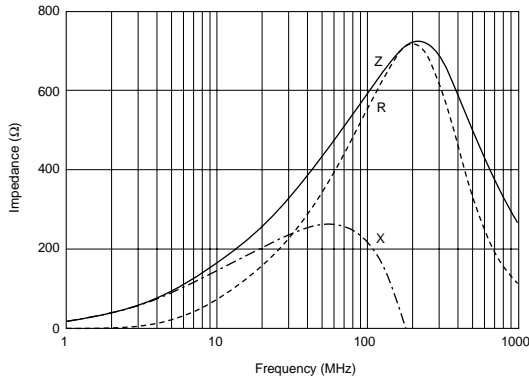
Note:

1. This datasheet is downloaded from the website of Murata Manufacturing co., Ltd. Therefore, it's specifications are subject to change or our products in it may be discontinued without advance notice. Please check with our sales representatives or product engineers before ordering.
2. This datasheet has only typical specifications because there is no space for detailed specifications. Therefore, please approve our product specifications or transact the approval sheet for product specifications before ordering.

Continued from the preceding page.

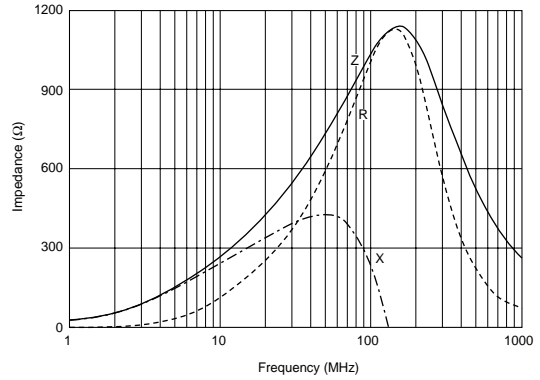
Impedance-Frequency Characteristics

BLM18AG601SH1



Impedance-Frequency Characteristics

BLM18AG102SH1



Caution/Notice

Caution (Rating)

1. Do not use products beyond the rated current and rated voltage as this may create excessive heat and deteriorate the insulation resistance.
2. Be sure to provide an appropriate fail-safe function on your product to prevent a second damage that may be caused by the abnormal function or the failure our product.

Notice

Solderability of Tin plating termination chip might be deteriorated when low temperature soldering profile where peak solder temperature is below the Tin melting point is used. Please confirm the solderability of Tin plating termination chip before use.

This data sheet is applied for CHIP FERRITE BEAD used for Automotive Electronics equipment for your design.

Note:

1. This datasheet is downloaded from the website of Murata Manufacturing co., ltd. Therefore, it's specifications are subject to change or our products in it may be discontinued without advance notice. Please check with our sales representatives or product engineers before ordering.
2. This datasheet has only typical specifications because there is no space for detailed specifications. Therefore, please approve our product specifications or transact the approval sheet for product specifications before ordering.