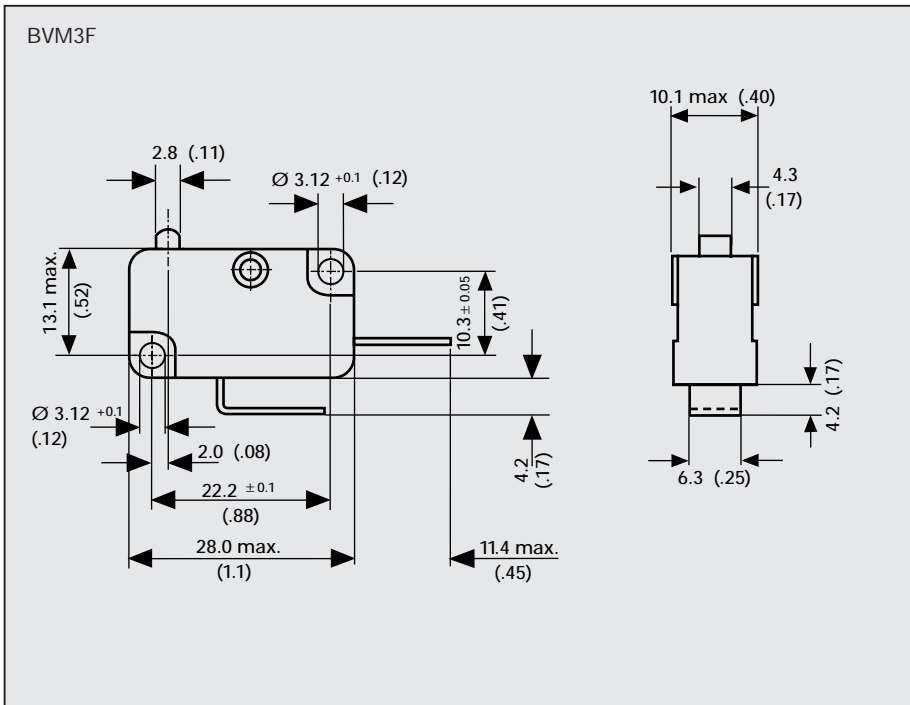



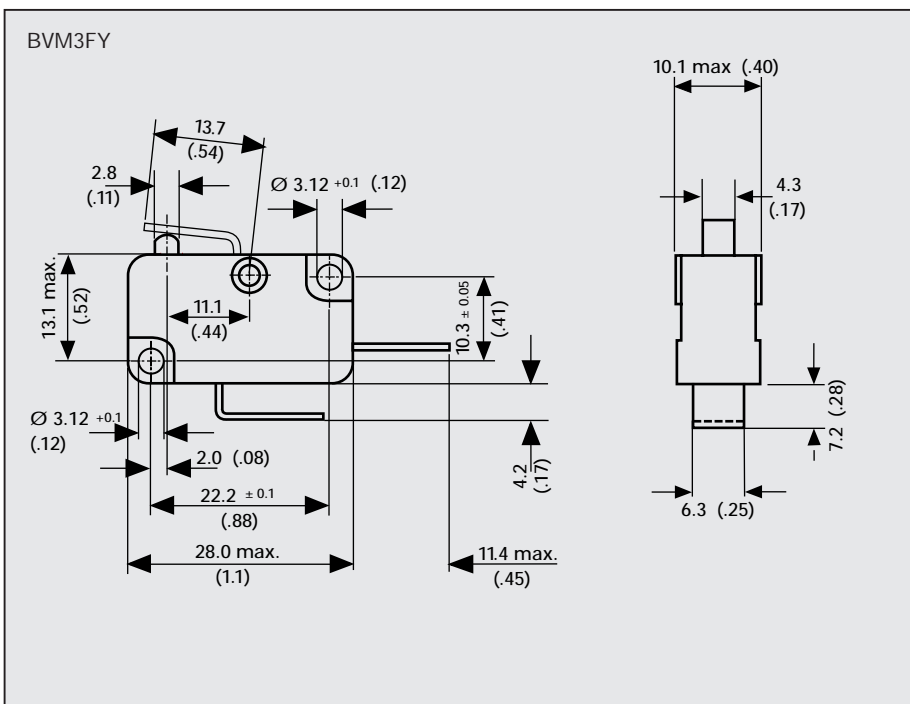
## Positive Action Switch BVM3-Series



### BVM3 Series

Miniature safety interlock switch for use in domestic and industrial applications where there is a clean, dry environment. The mounting holes on the switches comply with the required international standard for miniature switches which makes them ideal replacements for snap-action switches in applications requiring positive action switching.

All models feature a contact gap of > 3 mm at full travel.



## Specifications

# BVM3

*Housing:*

Glass fibre reinforced Polyamide (PA 6.6)

*Plunger:*

Polyamide (PA 6.6)

*Lid:*

Polycarbonate (PC)

*Mechanism:*

Single break positive action  
> 3 mm contact gap

*Contacts:*

Fixed – fine silver  
Moving – Silver cadmium oxide

*Terminals:*

6.3 mm (0.25 in) faston

*Temperature Range:*

-10°C to +85°C

*Mechanical life:*

10<sup>6</sup> cycles minimum

*Type of protection:*

IP40

*Mounting:*

Side mounting

*Actuators:*

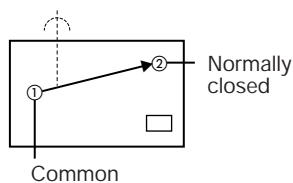
Stainless steel lever  
Polyamide (PA 6.6) roller

*Approvals:*

CSA, UL


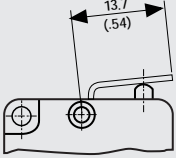
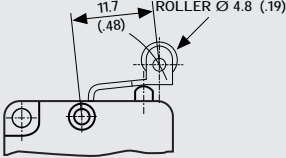
Recom. maximum Elec. Ratings BVM3		
Voltage	Resistive load	
<b>VAC</b>	A	
max.		
250	10	

Circuit diagram BVM3



# Product Range Operating Characteristics

# BVM3

Actuator	Reference	Actuating Force at Contact Max. N (ozf)	Force at total Travel Maximum N (ozf)	Free Position Maximum mm (in)	Minimum gap at total Travel mm (in)	Over Travel
Plunger 	BVM3F	4.5 (16.2)	4.8 (17.3)	15.8 (0.62)	3.0 (0.12)	Depress to case
Y-Lever 	BVM3FY	4.5 (16.2)	4.8 (17.3)	16.8 (0.66)	3.0 (0.12)	
YR-Lever 	BVM3FYR	5.0 (18.0)	5.5 (19.8)	22.35 (0.88)	3.0 (0.12)	

Operating characteristics are specified from the mounting holes.

## Ordering References

# BVM3

