

## WP1236W 12Volt 36W

### Specifications

Nominal Voltage(V) **12V**

#### Nominal Capacity

|             |                   |               |
|-------------|-------------------|---------------|
| 15 min rate | (216W to 9.60V)   | <b>54Wh</b>   |
| 5 hour rate | (1.53A to 10.20V) | <b>7.65Ah</b> |
| 1 C         | (9A to 9.60V)     | <b>5.7Ah</b>  |
| 3 C         | (27A to 9.60V)    | <b>3.6Ah</b>  |

Weight **Approx. 2.7kg(5.94Lbs.)**

Internal Resistance (at 1KHz) **Approx. 14 mΩ**

#### Maximum Discharge Current for

5 seconds: **135A**

#### Charging Methods at 25°C (77°F)

##### Cycle use:

Charging Voltage **14.4 to 15.0V**

Coefficient **-5.0mV/°C/cell**

Maximum Charging Current : **2.7A**

##### Standby use:

Float Charging Voltage **13.5 to 13.8V**

Coefficient **-3.0mV/°C/cell**

#### Operating Temperature Range

Charge **-15°C (5°F) to 40°C (104°F)**

Discharge **-15°C (5°F) to 50°C (122°F)**

Storage **-15°C (5°F) to 40°C (104°F)**

#### Charge Retention (shelf life) at 20°C (68°F)

1 month **92%**

3 month **90%**

6 month **80%**

#### Case Material

**ABS**

(Option: UL94 HB & UL94 V-0 flame retardant )

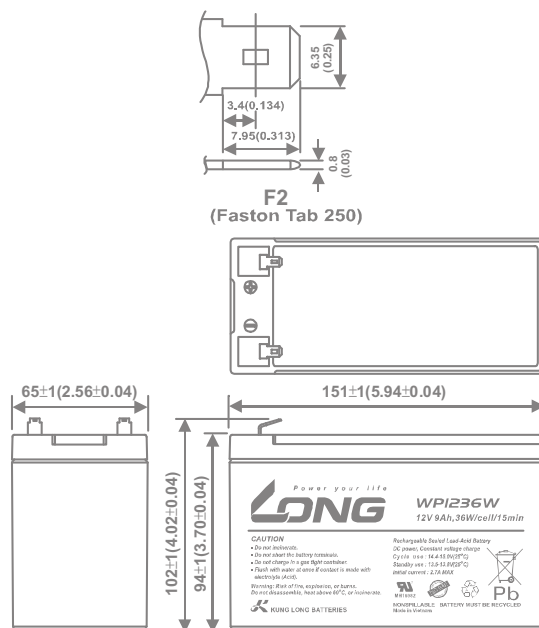
#### Terminal

**F2 (Faston Tab 250)**



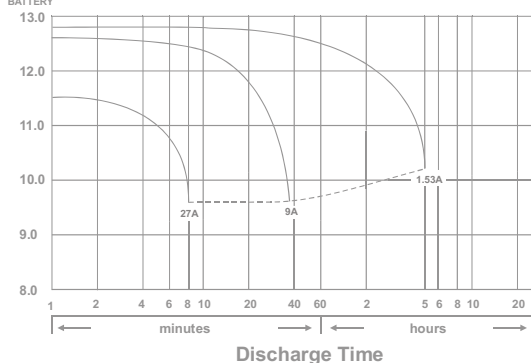
### Dimensions

mm(inch)

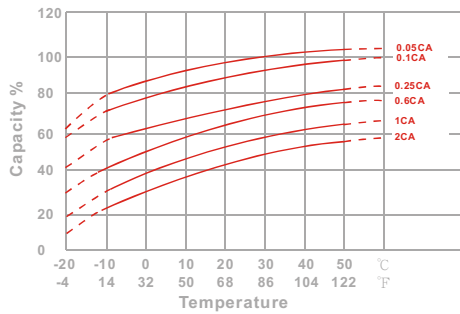


(V)  
FOR 12V  
BATTERY

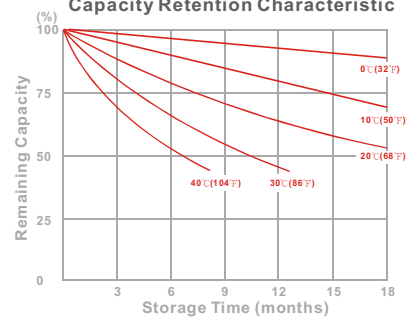
#### Discharge Time VS. Discharge Current (25°C)



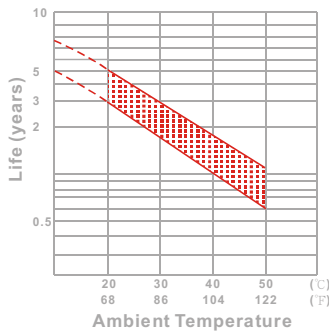
Effect of Temperature on Capacity 25°C(77°F)



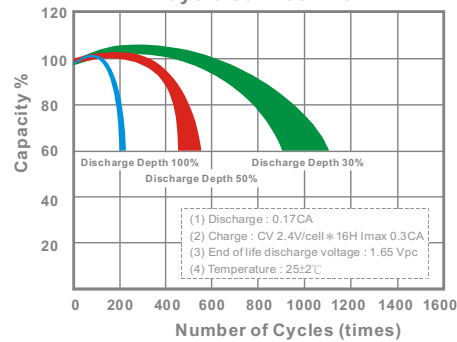
Capacity Retention Characteristic



Trickle (or float) Service Life



Cycle Service Life



## - PERFORMANCE DATA

### Discharge Rates in Watts to Various End Voltages at 25°C(77°F)

| End Voltage |     | 1.85V | 1.80V | 1.75V | 1.70V | 1.67V | 1.65V | 1.60V |
|-------------|-----|-------|-------|-------|-------|-------|-------|-------|
| Time        |     |       |       |       |       |       |       |       |
| 5           | min | 342   | 361   | 388   | 407   | 419   | 427   | 448   |
| 10          | min | 219   | 234   | 252   | 264   | 271   | 277   | 290   |
| 15          | min | 181   | 187   | 194   | 200   | 204   | 208   | 216   |
| 30          | min | 94.7  | 97.3  | 102   | 106   | 107   | 108   | 114   |
| 60          | min | 59.8  | 62.4  | 64.2  | 65.8  | 66.7  | 67.6  | 68.8  |
| 120         | min | 32.4  | 33.4  | 34.1  | 34.9  | 35.2  | 35.4  | 35.7  |
| 180         | min | 25.2  | 26.1  | 26.9  | 27.7  | 28.0  | 28.5  | 29.1  |
| 240         | min | 20.4  | 21.2  | 21.8  | 22.4  | 22.7  | 23.1  | 23.5  |
| 300         | min | 17.3  | 17.9  | 18.3  | 18.6  | 18.7  | 18.9  | 19.1  |
| 600         | min | 9.73  | 10.1  | 10.3  | 10.5  | 10.6  | 10.7  | 10.8  |
| 1200        | min | 5.12  | 5.29  | 5.41  | 5.44  | 5.46  | 5.48  | 5.51  |

### - Discharge Rates in Amperes to Various End Voltages at 25°C(77°F)

| End Voltage |     | 1.85V | 1.80V | 1.75V | 1.70V | 1.67V | 1.65V | 1.60V |
|-------------|-----|-------|-------|-------|-------|-------|-------|-------|
| Time        |     |       |       |       |       |       |       |       |
| 5           | min | 30.4  | 32.6  | 35.0  | 36.7  | 37.4  | 38.5  | 40.3  |
| 10          | min | 19.1  | 20.4  | 21.9  | 22.9  | 23.4  | 24.1  | 25.2  |
| 15          | min | 14.3  | 14.9  | 15.8  | 16.5  | 16.8  | 17.3  | 18.0  |
| 30          | min | 8.09  | 8.45  | 8.93  | 9.35  | 9.54  | 9.77  | 10.2  |
| 60          | min | 5.17  | 5.29  | 5.37  | 5.45  | 5.48  | 5.52  | 5.57  |
| 120         | min | 2.63  | 2.72  | 2.78  | 2.84  | 2.86  | 2.89  | 2.93  |
| 180         | min | 2.12  | 2.18  | 2.23  | 2.27  | 2.29  | 2.31  | 2.34  |
| 240         | min | 1.69  | 1.74  | 1.77  | 1.80  | 1.81  | 1.82  | 1.83  |
| 300         | min | 1.46  | 1.51  | 1.53  | 1.55  | 1.56  | 1.57  | 1.58  |
| 600         | min | 0.827 | 0.841 | 0.855 | 0.866 | 0.871 | 0.877 | 0.884 |
| 1200        | min | 0.427 | 0.442 | 0.451 | 0.456 | 0.459 | 0.462 | 0.466 |

All data on the spec. sheet is an average value:

The tolerance range : X<6min(+15%~-15%), 6min ≤ X<10min(+12%~-12%), 10min ≤ X < 60min(+8%~-8%), X ≥ 60min(+5%~-5%)

150113-1G