

1-207532-0 ✓ ACTIVE

AMP | AMP Metrimate

TE Internal #: 1-207532-0

AMP Metrimate, PCB Mount Header, Vertical, Wire-to-Board, 24 Position, 5mm [.197in] Centerline, 6 Row, Gold, Black Housing Color

[View on TE.com >](#)



Connectors > PCB Connectors > Wire-to-Board Connectors > Wire-to-Board Headers & Receptacles



PCB Connector Assembly Type: **PCB Mount Header**

PCB Mount Orientation: **Vertical**

Connector System: **Wire-to-Board**

Number of Positions: **24**

Centerline (Pitch): **5 mm [.197 in]**

Features

Product Type Features

PCB Connector Assembly Type	PCB Mount Header
Connector System	Wire-to-Board
Sealable	No
Connector & Contact Terminates To	Printed Circuit Board

Configuration Features

Number of Columns	4
Number of Loaded Positions	24
Connector Contact Load Condition	Fully Loaded
PCB Mount Orientation	Vertical
Number of Positions	24
Number of Rows	6

Electrical Characteristics

Operating Voltage	600 VAC
-------------------	---------

Contact Features

Contact Layout	Matrix
PCB Contact Termination Area Plating Material Thickness	3.81 μm [150 μin]
Mating Pin Diameter	1.75 mm[.069 in]
Contact Underplating Material Thickness	1.27 μm [50 μin]
PCB Contact Termination Area Plating Material Finish	Matte



Contact Underplating Material	Nickel
PCB Contact Termination Area Plating Material	Tin
Contact Mating Area Plating Material	Gold
Contact Mating Area Plating Material Finish	Bright
Contact Mating Area Plating Material Thickness	.76 µm[29.92 µin]
Contact Type	Socket
Contact Current Rating (Max)	7.5 A

Termination Features

Round Termination Post & Tail Diameter	.99 mm[.039 in]
Termination Method to Printed Circuit Board	Through Hole - Solder

Mechanical Attachment

PCB Mount Retention Type	Screw Mount
PCB Mount Alignment	Without
Mating Retention	With
PCB Mount Retention	With
Connector Mounting Type	Board Mount

Housing Features

Centerline (Pitch)	5 mm[.197 in]
Housing Color	Black
Housing Material	PA 66

Dimensions

Connector Length	30.55 mm[1.203 in]
Connector Height	14.35 mm[.565 in]
Connector Width	20.32 mm[.8 in]
Row-to-Row Spacing	5 mm[.197 in]

Usage Conditions

Operating Temperature Range	-55 – 130 °C[-67 – 266 °F]
-----------------------------	----------------------------

Operation/Application

Circuit Application	Power & Signal
---------------------	----------------

Industry Standards

UL Flammability Rating	UL 94V-0
Agency/Standard	CSA, UL



UL Rating	Recognized
VDE Tested	Yes

Packaging Features

Packaging Quantity	32
Packaging Method	Tray

Product Compliance

[For compliance documentation, visit the product page on TE.com>](#)

EU RoHS Directive 2011/65/EU	Compliant
EU ELV Directive 2000/53/EC	Compliant
China RoHS 2 Directive MIIT Order No 32, 2016	No Restricted Materials Above Threshold
EU REACH Regulation (EC) No. 1907/2006	Current ECHA Candidate List: JAN 2021 (211) Candidate List Declared Against: JAN 2021 (211) Does not contain REACH SVHC
Halogen Content	Not Low Halogen - contains Br or Cl > 900 ppm.
Solder Process Capability	Wave solder capable to 265°C


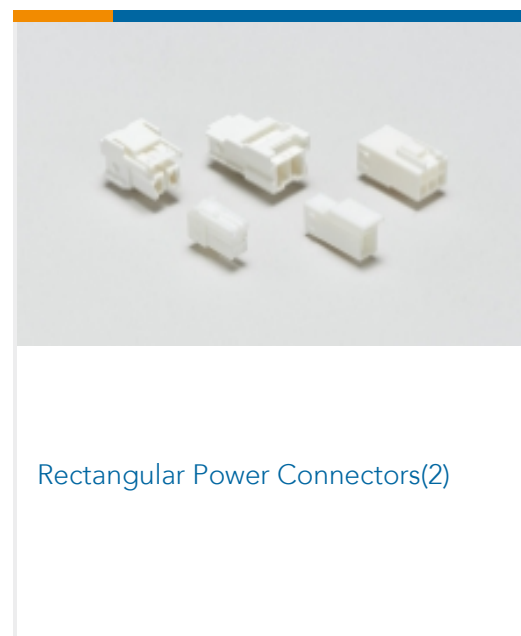
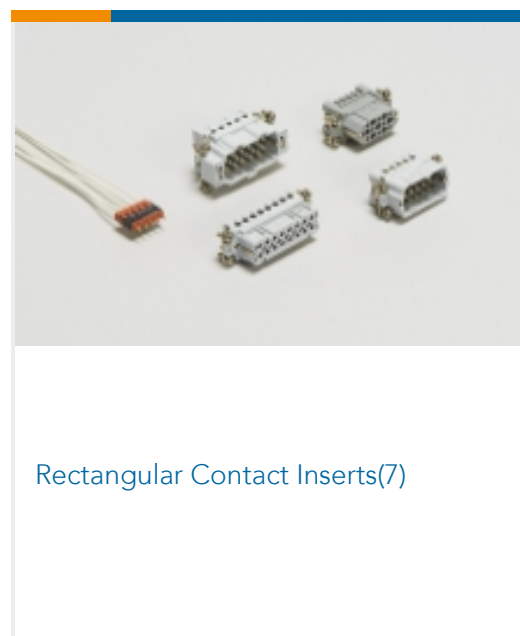
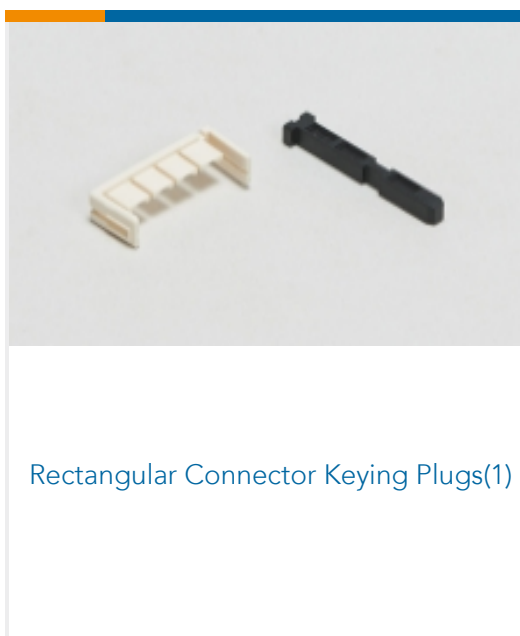
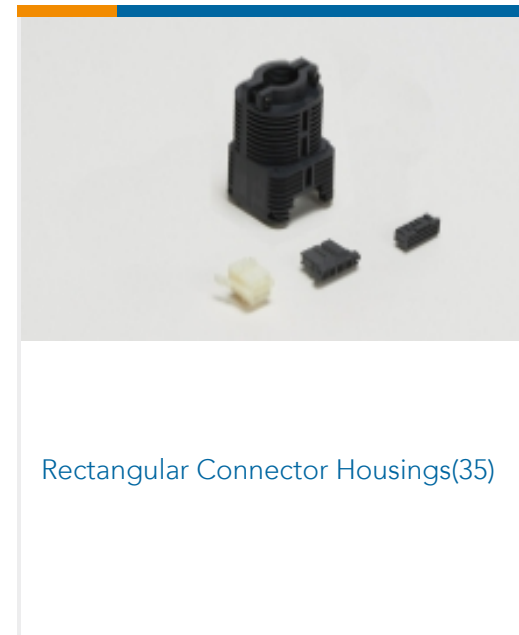
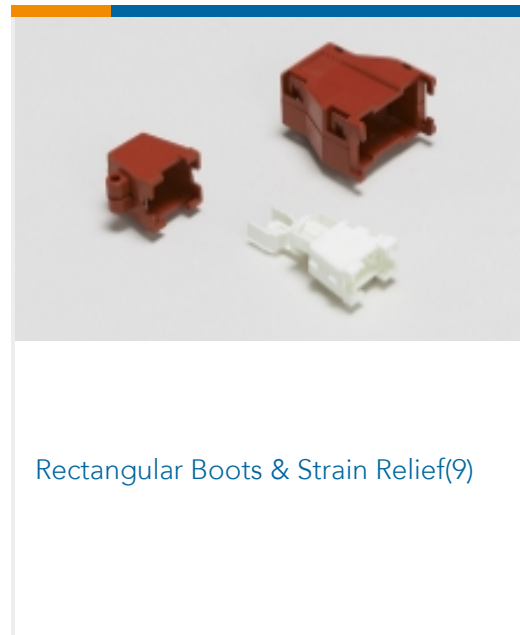
Product Compliance Disclaimer

This information is provided based on reasonable inquiry of our suppliers and represents our current actual knowledge based on the information they provided. This information is subject to change. The part numbers that TE has identified as EU RoHS compliant have a maximum concentration of 0.1% by weight in homogenous materials for lead, hexavalent chromium, mercury, PBB, PBDE, DBP, BBP, DEHP, DIBP, and 0.01% for cadmium, or qualify for an exemption to these limits as defined in the Annexes of Directive 2011/65/EU (RoHS2). Finished electrical and electronic equipment products will be CE marked as required by Directive 2011/65/EU. Components may not be CE marked. Additionally, the part numbers that TE has identified as EU ELV compliant have a maximum concentration of 0.1% by weight in homogenous materials for lead, hexavalent chromium, and mercury, and 0.01% for cadmium, or qualify for an exemption to these limits as defined in the Annexes of Directive 2000/53/EC (ELV). Regarding the REACH Regulation, the information TE provides on SVHC in articles for this part number is based on the latest European Chemicals Agency (ECHA) 'Guidance on requirements for substances in articles' posted at this URL: <https://echa.europa.eu/guidance-documents/guidance-on-reach>

Compatible Parts

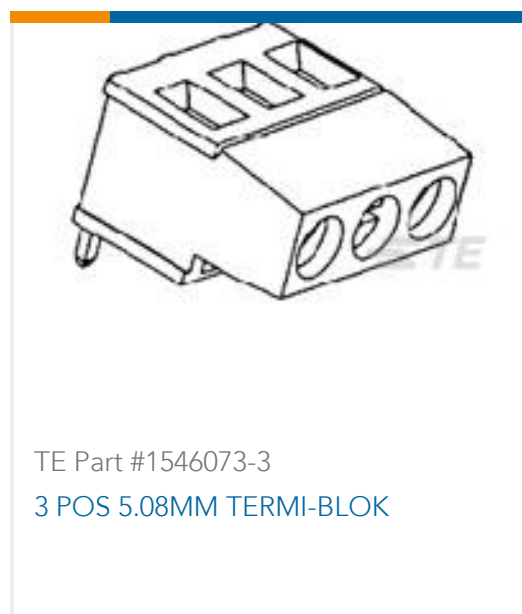


Also in the Series | AMP Metrimate



Customers Also Bought





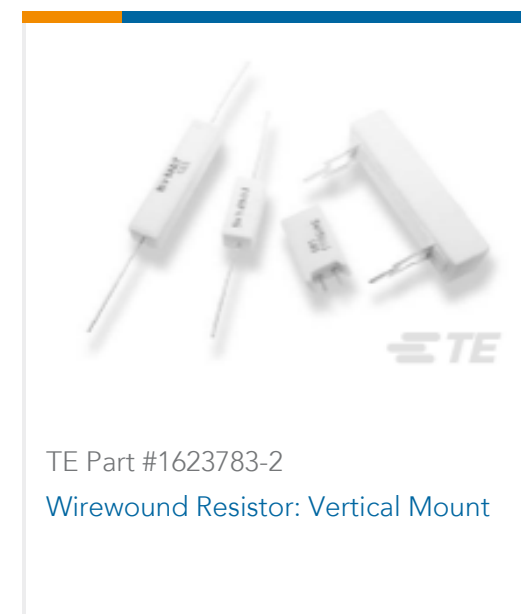
TE Part #1546073-3
3 POS 5.08MM TERMI-BLOK



TE Part #1571982-1
TSS11DGPC04=SLIDE SWITCH SPDT



TE Part #1744418-5
5 POS EP 2.5 HDR, GLOW WIRE



TE Part #1623783-2
Wirewound Resistor: Vertical Mount



TE Part #1-207534-0
SKT HDR ASSY,36P,MMATE LF



TE Part #928038-2
2X7P MT TAND BU GEH

Documents

Product Drawings

[SKT HDR ASSY,24P,MMATE LF](#)

English

[SKT HDR ASSY,24P,MMATE LF](#)

English

CAD Files

Customer View Model

[ENG_CVM_1-207532-0_N.3d_igs.zip](#)

English

Customer View Model

[ENG_CVM_1-207532-0_N.3d_stp.zip](#)

English

Customer View Model

[ENG_CVM_1-207532-0_N.2d_dxf.zip](#)

English

[3D PDF](#)

English

By downloading the CAD file I accept and agree to the [Terms and Conditions](#) of use.

Datasheets & Catalog Pages

[METRIMATE_PIN_SOCKET_CATALOG](#)

English

Product Specifications

[Product Specification](#)

English



Product Environmental Compliance

[MD_1-207532-0_122120162235_dmtec](#)

English

[MD_1-207532-0_122120162235_dmtec](#)

English

Agency Approvals

[CSA Certificate](#)

English