



Figure similar

AUX. CONTACT. 82E DIN EN 50011 8NO+2NC,  
SCREW CONN. DC OPERATION INTEGR.VARISTOR  
DC 24 V

### General technical data:

Size of contactor		0
Ambient temperature during operation	°C	-40 ... +70
Protection class IP on the front		IP20
Equipment marking acc. to DIN 40719 extended according to IEC 204-2 acc. to IEC 750		K
Equipment marking acc. to DIN EN 61346-2		K
Equipment marking acc. to DIN EN 81346-2		K

### Control circuit/ Control:

Type of voltage of the control supply voltage		DC
Control supply voltage		
<ul style="list-style-type: none"> <li>• for DC</li> </ul>		
<ul style="list-style-type: none"> <li>— Rated value</li> </ul>	V	24

### Auxiliary circuit:

Operating current at AC-15		
<ul style="list-style-type: none"> <li>• at 230 V Rated value</li> </ul>	A	10
<ul style="list-style-type: none"> <li>• at 400 V Rated value</li> </ul>	A	6
Identification number and letter for switching elements		82 E
Number of NC contacts for auxiliary contacts		2
<ul style="list-style-type: none"> <li>• lagging switching</li> </ul>		0
<ul style="list-style-type: none"> <li>• delayed switching</li> </ul>		0
<ul style="list-style-type: none"> <li>• make-before-break switching</li> </ul>		0
Number of NO contacts for auxiliary contacts		

• delayed switching		0
• leading contact		0
• make-before-break switching		0
<b>Number of CO contacts for auxiliary contacts</b>		0





#### Connections/ Terminals:

<b>Design of the surge suppressor</b>		with varistor
<b>Type of electrical connection for auxiliary and control current circuit</b>		screw-type terminals

#### Mechanical data:

<b>Mounting type</b>		screw and snap-on mounting onto 35 mm standard mounting rail according to DIN EN 50022
<b>Width</b>	mm	55
<b>Height</b>	mm	78
<b>Depth</b>	mm	135

#### Certificates/ approvals:

General Product Approval	Test Certificates				
 CCC	 CSA	 EAC	<a href="#">Special Test Certificate</a>	<a href="#">Type Test Certificates/Test Report</a>	<a href="#">other</a>
<b>Shipping Approval</b>	<b>other</b>				
 RMRS	<a href="#">Environmental Confirmations</a>	<a href="#">other</a>	<a href="#">Declaration of Conformity</a>		

#### Safety related data:

<b>Protection against electrical shock</b>		finger-safe
B10 value with high demand rate acc. to SN 31920		1 000 000
• Note		With 0.3 x I <sub>e</sub>
<b>T1 value for proof test interval or service life acc. to IEC 61508</b>	y	20

#### Further information

**Information- and Downloadcenter (Catalogs, Brochures,...)**

<http://www.siemens.com/industrial-controls/catalogs>

**Industry Mall (Online ordering system)**

<http://www.siemens.com/industrymall>

**Cax online generator**

<http://support.automation.siemens.com/WW/CAXorder/default.aspx?lang=en&mlfb=3TH43820LB4>

**Service&Support (Manuals, Certificates, Characteristics, FAQs,...)**

<https://support.industry.siemens.com/cs/ww/en/ps/3TH43820LB4>



last modified:

16.03.2015

W8 444 3TH4391-0BB4\_ALL