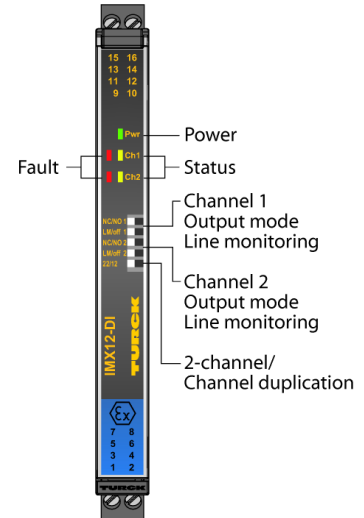
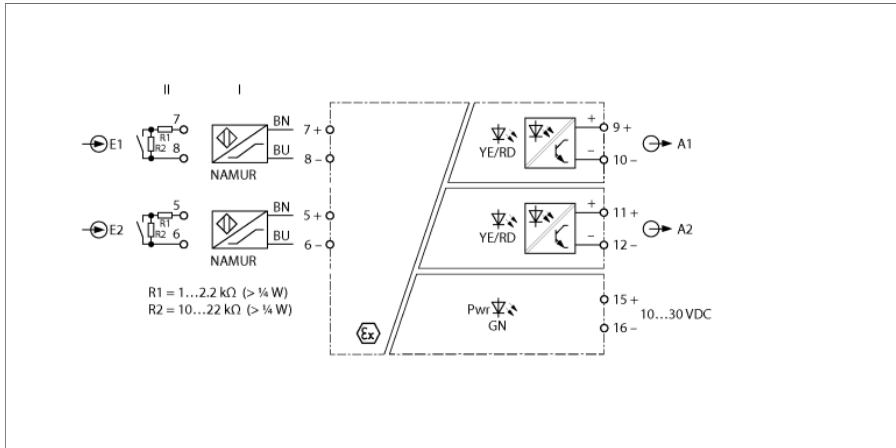


**Isolating switching amplifier
2-channel
IMX12-DI01-2S-2T-0/24VDC**



Sensors according to EN 60947-5-6 (NAMUR) or potential-free contacts can be connected to the IMX12-DI01-2S-2T-/24VDC isolating switching amplifier. The device is equipped with intrinsically safe input circuits and can be installed in zone 2. A DIP switch on the device allows to toggle between 2-channel or 1-channel operating mode with signal doubling. The output circuits are equipped with two potential-free transistors with high cut-off frequency (10 kHz). The device complies with the requirements of the NE21.

The devices feature DIP switches on the front. This allows to select between the output mode, the input circuit monitoring, as well as to toggle between signal duplication and 1-channel operation. When using mechanical contacts, either line monitoring must be switched off or the contact must be wired with resistors (see wiring diagram).

The Pwr LED lights green to indicate operational readiness. An error in the input circuit leads to a flashing red LED according to NE44. Then, the transistor of the corresponding output circuit locks.

The device can be used in safety circuits up to SIL2 (high and low demand according to IEC 61508).

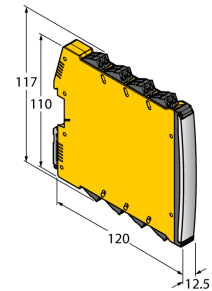
The device is equipped with removable screw terminals.

- ATEX, IECEx, NEPSI, cULus, INMETRO, Kosha, TIIS, TR CU, DNV, GL
- Installation in zone 2
- SIL 2
- 2 transistor outputs ($\leq 10\text{kHz}$)
- Switchable: 2-channel or signal doubling
- Output mode adjustable (NO/NC mode)
- Input circuits monitored for wire-break/short-circuit (ON/OFF switchable)
- Complete galvanic isolation
- Removable screw terminals

**Isolating switching amplifier
2-channel
IMX12-DI01-2S-2T-0/24VDC**

Type designation	IMX12-DI01-2S-2T-0/24VDC
Ident no.	7580020
Nominal voltage	24 VDC
Operating voltage range	10...30 VDC
Power consumption	≤ 0.8 W
Input	2-channel or 1-channel with signal doubling
NAMUR input	
NAMUR	EN 60947-5-6
Input circuit monitoring	on/off switchable
No-load voltage	8.2 VDC
Short-circuit current	8.2 mA
Input resistance	1 kΩ
Cable resistance	≤ 50 Ω
Switch-on threshold	1.75 mA
Switch-off threshold	1.55 mA
Wire breakage threshold	≤ 0.06 mA
Short-circuit threshold	≥ 6.4 mA
Semiconductor output circuit(s)	
Output circuits (digital)	2 x transistor (potential-free, short-circuit proof)
Switching voltage	≤ 30 VDC
Switching current per output	≤ 0.1 A
Switching frequency	≤ 10000 Hz
Voltage drop	≤ 1.1 V at 20 mA, ≤ 1.8 V at 50 mA, ≤ 2.7 V at 100 mA
Galvanic isolation	
Test voltage	2.5 kV
Input 1 to output 1	375 V peak value acc. to EN 60079-11
Input 2 to output 2	375 V peak value acc. to EN 60079-11
Input 1 to supply	375 V peak value acc. to EN 60079-11
Input 2 to supply	375 V peak value acc. to EN 60079-11
Output 1 to supply	100 V RMS acc. to EN 50178 and EN 61010-1
Output 2 to supply	100 V RMS acc. to EN 50178 and EN 61010-1
Output 1 to output 2	100 V RMS acc. to EN 50178 and EN 61010-1
Important note	For Ex-applications the values specified in the corresponding Ex certificates (ATEX, IECEx, UL, etc.) apply.
Ex approval acc. to conformity certificate	TÜV 14 ATEX 147004 X
Application area	II (1) G, II (1) D
ignition protection category	[Ex ia Ga] IIC; [Ex ia Da] IIIC
Application area	II 3 (1) G
Ignition protection type	Ex nA [ia Ga] IIC T4 Gc
Important note	If the device is used in applications to achieve functional safety according to IEC 61508, the safety manual must be used. Information in the data sheet are not valid for functional safety.
Use in SIL safety circuits	SIL 2 acc. to IEC 61508
Indication	
Operational readiness	green
Switching state	yellow
Error indication	red

Dimensions



**Isolating switching amplifier
2-channel
IMX12-DI01-2S-2T-0/24VDC**

Protection class	IP20																																																																																
Flammability class acc. to UL 94	V-0																																																																																
Ambient temperature	-25...+70 °C																																																																																
Storage temperature	-40...+80 °C																																																																																
Relative humidity	≤ 95 %																																																																																
Dimensions	120 x 12.5 x 117 mm																																																																																
Weight	148 g																																																																																
Mounting instructions	DIN rail (NS35)																																																																																
Housing material	Polycarbonate/ABS																																																																																
Electrical connection	Removable screw clamp terminals, 2-pin																																																																																
Terminal cross-section	0.2...2.5 mm ² (24 ... 13 AWG)																																																																																
Tightening torque	0.5 Nm																																																																																
Tightening torque	4.43 LBS-Inch																																																																																
Environmental conditions	<table border="1"> <tr> <td>Operating altitude</td> <td>Up to 2000 m above sea level</td> </tr> <tr> <td>Pollution degree</td> <td>II</td> </tr> <tr> <td>Surge category</td> <td>II (EN 61010-1)</td> </tr> <tr> <td>Standards used</td> <td></td> </tr> <tr> <td>Voltage resistance and insulation</td> <td></td> </tr> <tr> <td></td> <td>EN 50178</td> </tr> <tr> <td></td> <td>EN 61010-1</td> </tr> <tr> <td></td> <td>EN 50155</td> </tr> <tr> <td></td> <td>GL VI-7-2</td> </tr> <tr> <td>Shock</td> <td></td> </tr> <tr> <td></td> <td>EN 61373 class B</td> </tr> <tr> <td></td> <td>EN 50155</td> </tr> <tr> <td></td> <td>GL VI-7-2</td> </tr> <tr> <td></td> <td>EN 60068-2-6</td> </tr> <tr> <td></td> <td>EN 60068-2-27</td> </tr> <tr> <td>Temperature</td> <td></td> </tr> <tr> <td></td> <td>EN 60068-2-1 Ad</td> </tr> <tr> <td></td> <td>EN 50155</td> </tr> <tr> <td></td> <td>GL VI-7-2</td> </tr> <tr> <td></td> <td>EN 60068-2-2 Bd</td> </tr> <tr> <td></td> <td>EN 60068-2-1</td> </tr> <tr> <td>Humidity</td> <td></td> </tr> <tr> <td></td> <td>EN 60068-2-38</td> </tr> <tr> <td>EMC</td> <td></td> </tr> <tr> <td></td> <td>EN 50155</td> </tr> <tr> <td></td> <td>GL VI-7-2</td> </tr> <tr> <td></td> <td>NE21</td> </tr> <tr> <td></td> <td>EN 61326-1</td> </tr> <tr> <td></td> <td>EN 61326-3-1</td> </tr> <tr> <td></td> <td>EN 61000-4-2</td> </tr> <tr> <td></td> <td>EN 61000-4-3</td> </tr> <tr> <td></td> <td>EN 61000-4-4</td> </tr> <tr> <td></td> <td>EN 61000-4-5</td> </tr> <tr> <td></td> <td>EN 61000-4-6</td> </tr> <tr> <td></td> <td>EN 61000-4-11</td> </tr> <tr> <td></td> <td>EN 61000-4-29</td> </tr> <tr> <td></td> <td>EN 55011</td> </tr> <tr> <td></td> <td>EN 55016</td> </tr> <tr> <td></td> <td>EN 50121-3-2</td> </tr> <tr> <td></td> <td>EN 61000-6-2</td> </tr> </table>	Operating altitude	Up to 2000 m above sea level	Pollution degree	II	Surge category	II (EN 61010-1)	Standards used		Voltage resistance and insulation			EN 50178		EN 61010-1		EN 50155		GL VI-7-2	Shock			EN 61373 class B		EN 50155		GL VI-7-2		EN 60068-2-6		EN 60068-2-27	Temperature			EN 60068-2-1 Ad		EN 50155		GL VI-7-2		EN 60068-2-2 Bd		EN 60068-2-1	Humidity			EN 60068-2-38	EMC			EN 50155		GL VI-7-2		NE21		EN 61326-1		EN 61326-3-1		EN 61000-4-2		EN 61000-4-3		EN 61000-4-4		EN 61000-4-5		EN 61000-4-6		EN 61000-4-11		EN 61000-4-29		EN 55011		EN 55016		EN 50121-3-2		EN 61000-6-2
Operating altitude	Up to 2000 m above sea level																																																																																
Pollution degree	II																																																																																
Surge category	II (EN 61010-1)																																																																																
Standards used																																																																																	
Voltage resistance and insulation																																																																																	
	EN 50178																																																																																
	EN 61010-1																																																																																
	EN 50155																																																																																
	GL VI-7-2																																																																																
Shock																																																																																	
	EN 61373 class B																																																																																
	EN 50155																																																																																
	GL VI-7-2																																																																																
	EN 60068-2-6																																																																																
	EN 60068-2-27																																																																																
Temperature																																																																																	
	EN 60068-2-1 Ad																																																																																
	EN 50155																																																																																
	GL VI-7-2																																																																																
	EN 60068-2-2 Bd																																																																																
	EN 60068-2-1																																																																																
Humidity																																																																																	
	EN 60068-2-38																																																																																
EMC																																																																																	
	EN 50155																																																																																
	GL VI-7-2																																																																																
	NE21																																																																																
	EN 61326-1																																																																																
	EN 61326-3-1																																																																																
	EN 61000-4-2																																																																																
	EN 61000-4-3																																																																																
	EN 61000-4-4																																																																																
	EN 61000-4-5																																																																																
	EN 61000-4-6																																																																																
	EN 61000-4-11																																																																																
	EN 61000-4-29																																																																																
	EN 55011																																																																																
	EN 55016																																																																																
	EN 50121-3-2																																																																																
	EN 61000-6-2																																																																																