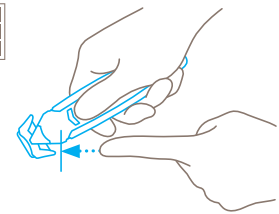


TECHNICAL DATA SHEET

SECUMAX 150 NO. 150001

Safety technology



Concealed blade – a maximum degree of safety

The SECUMAX 150 blade is not an open one, but is hidden from people and goods. This provides you with a maximum degree of safety from cut injuries and from damage to goods.



DISPOSABLE SAFETY KNIFE WITH CONCEALED BLADE. FOR CUTTING, SCRAPING AND SCORING.

Order No. 150001.08

Full points in three regards.

SECUMAX 150 resolves several issues in one. With its concealed blade, you will never have to worry about injuring yourself or damaging your goods. Thanks to its versatility, you only need the one tool to cut, scrape and split. And with its 24 grams and ergonomic design, the SECUMAX 150 won't weigh you down with fatigue after a day of cutting. In short: it is the cutting tool you have been waiting for.

3-in-1 blade head

The SECUMAX 150 fits like a glove. It's so comfortable to hold, that it feels like an extension of your hand. With it you can cut cardboard, split tape, open plastic strapping... you can even scrape residue off surfaces.

Concealed blade

This safety knife doesn't need a sharp tip to be a smart cutter. The cutting head is flat and relatively small, the two noses on either side are the perfect length to protect, and both cutting edges are wide enough to safely and effort-

lessly cut 2-ply cardboard.

Clever guide surfaces

Another reason why the SECUMAX 150 can cut through cardboard so easily? The guide surfaces located right at the front of the cutter help you to cut on an angle. Angled cutting means less material resistance!

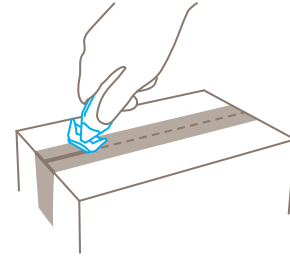
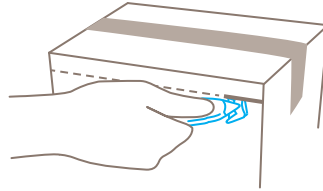
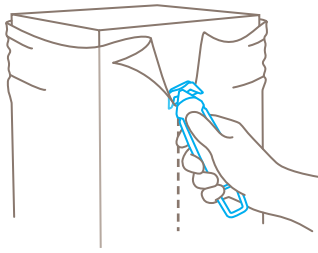
No blade change

The SECUMAX 150 is a disposable cutter. The blade can neither get lost nor injure you during blade change. You won't change the blade! When the time has come, simply drop the cutter into a sharps container.

Ergonomically shaped

Right handed? Left handed? It's really all the same. The SECUMAX 150 fits perfectly in any hand. Gently arching outer edges, coupled with light ribbing and a low weight, ensure an ergonomic experience.

USAGE



PRODUCT FEATURES

Technical features



Maximum safety



Disposable knife



Abrasion resistant



Very ergonomic



2-times usable blade



Cutting depth



Scraper width



Tape splitter



For right and left hander



Lanyard hole



Printable for promotional purposes

Main cutting materials



Cardboard: up to 2-ply



Wrapping, stretch, and shrink foil



Tape



Plastic strapping band



Bagged goods



Layers of foil or paper



Textile, material



Yarn, cord



Felt



Self-adhesive label

Installed blade

Blade thickness 0.30 mm

BLADE CHANGE

Please note: the blade is moulded into the body of the cutter and cannot be changed.

Blade thickness 0.30 mm

SERVICES OFFERED



Safety poster



Training video



Technical data sheet



Consulting service

PRODUCT AND PACKAGING DETAILS

| | | | |
|-------------------------------|--------------------------------|-------------------------------|-------------------|
| Order No. | NO. 150001.08 | Packaging unit (PU) | 1 knife (loose) |
| Knife size (L x W x H) | 148 x 11 x 37.2 mm | Weight (PU) | 24.4 g |
| Weight knife | 24.4 g | EAN Code (PU) | 4002632920813 |
| Main material | Glass fibre reinforced plastic | Quantity in outer pack | 10 knives |
| Cutting depth | 6.2 mm | Size outer pack | 154 x 113 x 40 mm |
| | | Weight outer pack | 293 g |
| | | EAN Code outer pack | 4002632972133 |
| | | Customs tariff number | 82149000 |

SAFETY CERTIFICATE

| | |
|----------------------|-------------------------------|
| Date of issue | 12.02.2013 |
| Certificate | GS certificate NO. S 60082479 |

Certificates and awards



ENVIRONMENT

This SECUMAX 150 corresponds with the current REACH ordinance.

SECURITY ADVICE

To ensure that you use your new MARTOR knife safely and most effectively, please read and note the following user-instructions. Please keep the written guide in a safe place so that you can access it at any time.

1. Usage advice: Please use the product carefully for described work only and not for any purposes other than those that are intended. Please take the correct handling and the proper use of the cutting tool into account in this regard.

2. Special application Instructions to avoid the danger of injuries: Only use cutting tools that are in perfect condition and have sharp, clean and undamaged blades. Employ the utmost care when handling the knives. CAUTION: The blade is sharp and can result in serious and deep cuts. Therefore, never reach into the blade! To reduce the danger of injuries, hold the hand that is being used to restrain and stabilise the

cutting base in such a manner that the restraining hand or even other body parts are not endangered in the event that the knife slips. Do not modify this product in any way. Modifications of any kind may impair product safety. CAUTION: The risk of injury caused by manipulation of this product is extremely high. When both cutting edges are no longer sharp, dispose of the knife as general waste.

3. Non-use of the knife: Store the knife in a secure place.

4. Care instructions: Always keep the knife clean and do not expose it to unnecessary humidity to safeguard a long service life.

CAUTION: No liability will be assumed for consequential losses. Subject to technical changes and errors! This knife does not belong in the hands of children!

ACCESSORIES

BELT HOLSTER S WITH CLIP NO. 9920



What do you do with your cutting tools when you are not actually using them? The MARTOR BELT HOLSTER S is a robust holder that allows you to carry all compact MARTOR cutters as well as our safety scissors at all times. In addition, the compartments are designed to allow you to load different tools: for example you can also carry a pen or a pack of blades. The MARTOR BELT HOLSTER is the ideal place to stow your tools safely when moving from A to B - and have them at hand, as soon as they are required.

MANUFACTURER

MARTOR KG | Heider Hof 60 | 42653 Solingen | Germany
T +49 212 25805-0 | F +49 212 25805-55 | info@martor.de | www.martor.com