
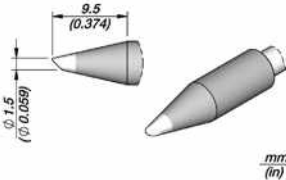
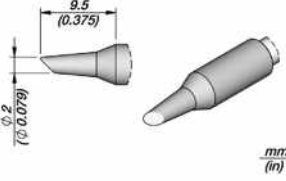
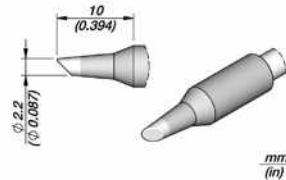
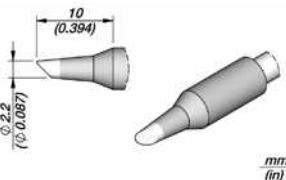
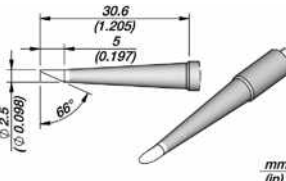
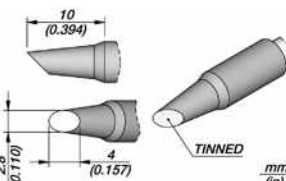
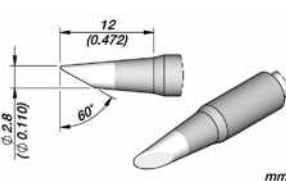
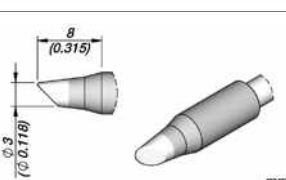


C245 Cartridges for T245 Handles

	Ref.	Description	Image	Suggested components	Compatible with
	C245-405	Cartridge Bevel Ø 1.5 HT		Drag soldering Through hole	Stations: CD, CDE, DI, DDE, DME Tools: T245 range
	C245-102	Cartridge Bevel Ø 2		Drag soldering Through hole Hoof tip with reduced tinned surface, ideal for touch up	Stations: CD, CDE, DI, DDE, DME Tools: T245 range
	C245-945	Cartridge Bevel Ø 2.2		Drag soldering Through hole	Stations: CD, CDE, DI, DDE, DME Tools: T245 range
	C245-845	Cartridge Bevel Ø 2.2 L		Drag soldering Through hole	Stations: CD, CDE, DI, DDE, DME Tools: T245 range
	C245-795	Cartridge Bevel Ø 2.5 L		Drag soldering Through hole	Stations: CD, CDE, DI, DDE, DME Tools: T245 range
	C245-784	Cartridge Bevel Ø 2.8		Drag soldering Through hole	Stations: CD, CDE, DI, DDE, DME Tools: T245 range
	C245-793	Cartridge Bevel Ø 2.8 - 60°		Drag soldering Through hole	Stations: CD, CDE, DI, DDE, DME Tools: T245 range
	C245-912	Cartridge Bevel Ø 3		Drag soldering Through hole	Stations: CD, CDE, DI, DDE, DME Tools: T245 range