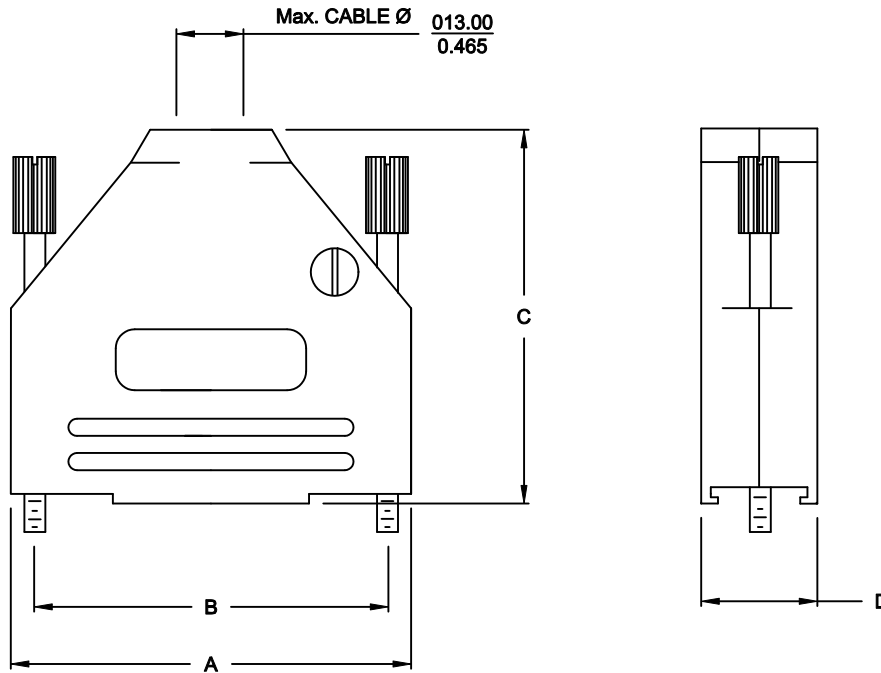


BACKSHELL KIT INCLUDES:

- (2) BACKSHELL HALVES
- (2) 4-40 THUMBSCREWS
- (2) HOUSING SCREWS
- (1) SET OF COMPRESSION INSERTS - VARIOUS SIZES
DIAMETERS 4mm (.157"), 5mm (.167"), 7mm (.276"), 9mm (.354")
- (1) COMPRESSION SPRING

DIMENSIONS (mm/in)				
SIZE	A $\pm_{0.10}^{.25}$	B $\pm_{.005}^{.13}$	C $\pm_{0.10}^{.25}$	D $\pm_{0.10}^{.25}$
9	31.20	24.99	39.90	15.00
	1.228	0.984	1.571	0.591
15	39.50	33.32	41.50	15.00
	1.555	1.312	1.634	0.591
25	53.40	47.04	48.60	15.00
	2.102	1.852	1.913	0.591
37	69.70	63.50	53.60	15.00
	2.744	2.500	2.110	0.591



ORDERING INFORMATION:

SIZE	P/N - KITTED	PRODUCT CODE:
9-WAY	6560-0805-01	MHDTZK-9-K
15-WAY	6560-0805-02	MHDTZK-15-K
25-WAY	6560-0805-03	MHDTZK-25-K
37-WAY	6560-0805-04	MHDTZK-37-K

SIZE	P/N - BULK	PRODUCT CODE:
9-WAY	6561-0805-01	MHDTZK-9
15-WAY	6561-0805-02	MHDTZK-15
25-WAY	6561-0805-03	MHDTZK-25
37-WAY	6561-0805-04	MHDTZK-37

BACKSHELL MATERIAL: DIE-CAST ZINC ALLOY
PLATING: NICKEL
JACKSCREWS: STEEL: Zn PLATED
M3 HOODSCREWS: STEEL: Zn PLATED
COMPRESSION INSERT: ABS, UL RECOGNIZED
COMPRESSION SPRING: STEEL, NICKEL PLATED
OPERATING TEMP: -40°C TO +120°C

THESE DRAWINGS AND SPECIFICATIONS ARE THE PROPERTY OF MH CONNECTORS LTD. AND SHALL NOT BE REPRODUCED, COPIED OR USED AS THE BASIS FOR THE MANUFACTURE OR SALE OF APPARATUS WITHOUT WRITTEN PERMISSION.

DRAWN		DATE	
P. JENKINS		03-14-12	
APPROVED		DATE	
D. CROFT		03-14-12	
SCALE	SHEET	OF	REV:
NTS	1	1	A
DRAWING No			
MHDTZK SERIES			

RoHS COMPLIANT



MH CONNECTORS LTD.

THIS IS A C.A.D. GENERATED DRAWING
DO NOT MAKE MANUAL REVISIONS TO MASTER.



* UNLESS OTHERWISE SPECIFIED TOLERANCES
ON DECIMAL IS: ANGLE $\pm 1^\circ$
.X ± 0.25
.XX ± 0.15

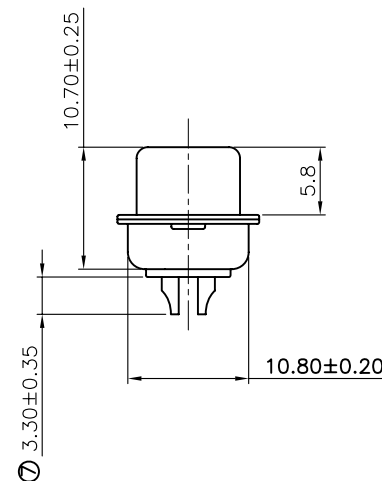
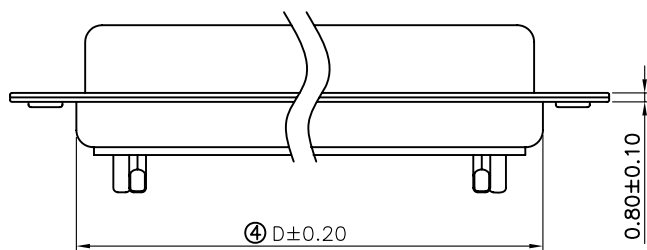
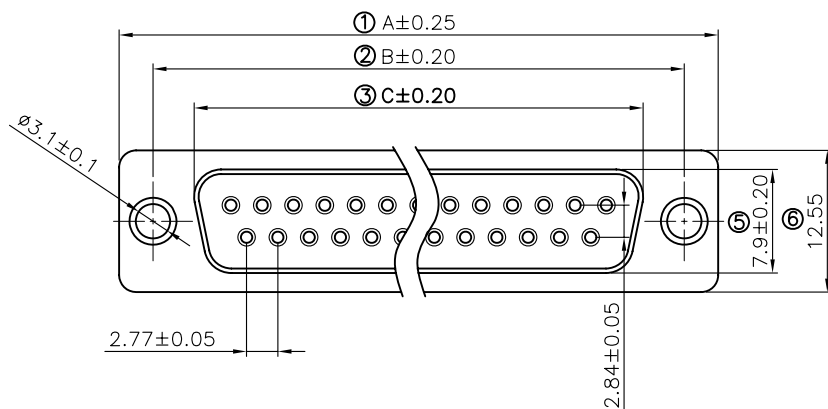
Remark:

1.SPECIFICATION:

Rated voltage:250V
Rates current:5AMP
Contact resistance:20M Ω MAX
Insulation resistance:1000M Ω MIN.at 500V DC
Withstand voltage:500V Per mintute
Temperature range:-55 -105°C

2.MATERIAL:

Plastic:PBT+30% G.F (UL94V-0) BLACK
Terminal:brass ,tin-gold plated
Spcc shell:Spcc front shell is ni plated back shell is tin plated



PN	PIN	A	B	C	D
MHDB9SS	09	30.88	24.88	16.17	18.94
MHDB15SS	15	39.20	33.30	24.66	27.50
MHDB25SS	25	53.02	47.04	38.38	41.20
MHDB37SS	37	69.40	63.50	55.20	57.40

THESE DRAWINGS AND SPECIFICATIONS ARE THE
PROPERTY OF MH CONNECTORS LTD. AND SHALL NOT
BE REPRODUCED, COPIED OR USED AS THE BASIS FOR
THE MANUFACTURE OR SALE OF APPARATUS WITHOUT
WRITTEN PERMISSION.

DRAWN Johnny	DATE 07-16-12
APPROVED	DATE



THIS SERIES FULLY CONFORMS TO THE
EUROPEAN UNION DIRECTIVES 2002/95/EC
AND 2002/96/EC FOR RoHS COMPLIANCY.



MH CONNECTORS LTD.

SCALE 1:1	SHEET OF 1 OF 1	REV: 1
DRAWING No MHDB SS		