

GN 815 | Threaded plungers

Screwdriver slotted head, steel



BODY

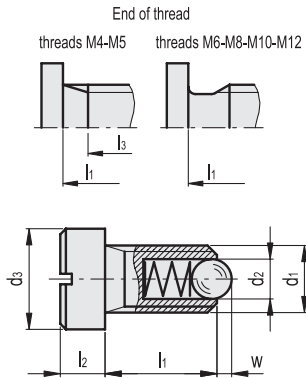
Black-oxide steel, screwdriver slotted head.

STANDARD EXECUTION

Hardened steel ball, steel spring.

FEATURES AND APPLICATIONS

The screwdriver slot on the head of the plunger is also useful to provide an indication of the position of the blocked element.



Code	Description	d1	d2	d3	l1	l2	l3	w	[N]*	[N]#	Δ
GN.33913	GN 815-M4-ST	M4	2.5	6	6.5	3	5	0.8	8	14	2
GN.33923	GN 815-M5-ST	M5	3	8	8.5	4	6.7	0.9	8	14	5
GN.33933	GN 815-M6-ST	M6	3.5	10	9	5	-	1	11	18	6
GN.33943	GN 815-M8-ST	M8	4.5	13	11	5.5	-	1.5	18	31	10
GN.33953	GN 815-M10-ST	M10	6	16	14	6	-	2	24	45	15
GN.33963	GN 815-M12-ST	M12	8	18	15	7	-	2.5	26	49	25

* Spring preload, # Spring maximum load

GN 815-NI | Threaded plungers

Screwdriver slotted head, stainless steel



BODY

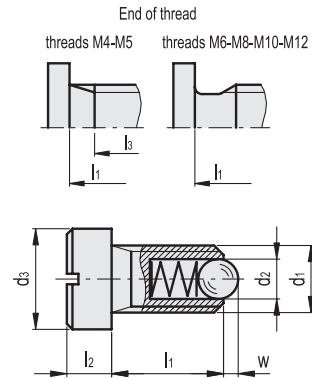
AISI 303 stainless steel, screwdriver slotted head.

STANDARD EXECUTION

Hardened stainless steel ball, stainless steel spring.

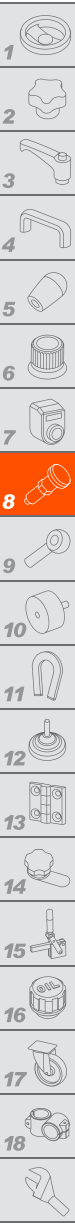
FEATURES AND APPLICATIONS

The screwdriver slot on the head of the plunger is also useful to provide an indication of the position of the blocked element.



Code	Description	d1	d2	d3	l1	l2	l3	w	[N]*	[N]#	Δ
GN.33911	GN 815-M4-NI	M4	2.5	6	6.5	3	5	0.8	8	14	2
GN.33921	GN 815-M5-NI	M5	3	8	8.5	4	6.7	0.9	8	14	5
GN.33931	GN 815-M6-NI	M6	3.5	10	9	5	-	1	11	18	6
GN.33941	GN 815-M8-NI	M8	4.5	13	11	5.5	-	1.5	18	31	10
GN.33951	GN 815-M10-NI	M10	6	16	14	6	-	2	24	45	15
GN.33961	GN 815-M12-NI	M12	8	18	15	7	-	2.5	26	49	25

* Spring preload, # Spring maximum load



Indexing and positioning elements