



FUSELESS LOAD FEEDER REVERSING OPERATION, 400 V AC, SZ S00 0.18 TO 0.25 A 3 KW, 230 V AC SCREW TERMINAL FOR 60 MM BUSBAR SYSTEMS TYPE OF COORDINATION 2, IQ = 150 KA (ALSO FULFILLS TYPE OF COORDINATION 1) 1NC (CONTACTOR)

product brand name		SIRIUS
Product designation		non-fused load feeders 3RA2
<b>Manufacturer article number</b>		
<ul style="list-style-type: none"> <li>• of the supplied contactor</li> <li>• of the supplied circuit-breakers</li> <li>• of the supplied RS assembly kit</li> <li>• of the supplied busbar adapter</li> <li>• of the supplied link module</li> </ul>		<a href="#">3RT2015-1AP02</a> <a href="#">3RV2011-0CA10</a> <a href="#">8US1250-5AS10</a> <a href="#">8US1251-5DS10</a> <a href="#">3RA1921-1DA00</a>

General technical data:		
<b>Insulation voltage</b>		
<ul style="list-style-type: none"> <li>• with degree of pollution 3 Rated value</li> </ul>	V	690
<b>Shock resistance</b>		
<ul style="list-style-type: none"> <li>• acc. to IEC 60068-2-27</li> </ul>		6g / 11 ms
<b>Surge voltage resistance Rated value</b>	kV	6
<b>Type of assignment</b>		2
<b>Protection class IP</b>		
<ul style="list-style-type: none"> <li>• on the front</li> </ul>		IP20

Main circuit:		
<b>Number of poles for main current circuit</b>		3
<b>Adjustable response value current of the current-dependent overload release</b>	A	0.18 ... 0.25
<b>Operating voltage</b>		
<ul style="list-style-type: none"> <li>• Rated value</li> </ul>	V	690
<ul style="list-style-type: none"> <li>• at AC-3 Rated value maximum</li> </ul>	V	690
<b>Operating frequency Rated value</b>	Hz	50 ... 60

<b>Operating current</b>		
<ul style="list-style-type: none"> <li>• at AC-3 <ul style="list-style-type: none"> <li>— at 400 V Rated value</li> </ul> </li> </ul>	A	0.2
<b>Operating power</b>		
<ul style="list-style-type: none"> <li>• at AC-3 <ul style="list-style-type: none"> <li>— at 400 V Rated value</li> <li>— at 500 V Rated value</li> <li>— at 690 V Rated value</li> </ul> </li> </ul>	W W W	60 60 90

#### Control circuit/ Control:

<b>Control supply voltage with AC</b>		
<ul style="list-style-type: none"> <li>• at 50 Hz Rated value</li> <li>• at 60 Hz Rated value</li> </ul>	V V	230 230
<b>Apparent holding power of the magnet coil with AC</b>	V·A	4.2

#### Auxiliary circuit:

<b>Product expansion Auxiliary switch</b>		Yes
---	--	-----

#### Protective and monitoring functions:

<b>Trip class</b>		CLASS 10
<b>Design of the overload circuit breaker</b>		thermal (bimetallic)

#### UL/CSA ratings:

<b>Full-load current (FLA) for three-phase AC motor</b>		
<ul style="list-style-type: none"> <li>• at 480 V Rated value</li> </ul>	A	0.25

#### Short-circuit:

<b>Product function Short circuit protection</b>		Yes
<b>Design of the short-circuit trip</b>		magnetic
<b>Conditional short-circuit current (I<sub>q</sub>)</b>		
<ul style="list-style-type: none"> <li>• at 690 V acc. to IEC 60947-4-1 Rated value</li> <li>• at 400 V acc. to IEC 60947-4-1 Rated value</li> <li>• at 500 V acc. to IEC 60947-4-1 Rated value</li> </ul>	A A A	100 000 153 000 100 000

#### Installation/ mounting/ dimensions:

<b>mounting position</b>		vertical
<b>Mounting type</b>		for snapping onto 60 mm busbar systems
<b>Height</b>	mm	200
<b>Width</b>	mm	90
<b>Depth</b>	mm	155.1
<b>Required spacing</b>		
<ul style="list-style-type: none"> <li>• for grounded parts <ul style="list-style-type: none"> <li>— forwards</li> <li>— Backwards</li> <li>— upwards</li> <li>— at the side</li> </ul> </li> </ul>	mm mm mm mm	0 0 20 9

— downwards	mm	10
• for live parts		
— forwards	mm	0
— Backwards	mm	0
— upwards	mm	20
— downwards	mm	10
— at the side	mm	9

#### Connections/ Terminals:

##### Type of electrical connection

- |                            |                      |
|----------------------------|----------------------|
| • for main current circuit | screw-type terminals |
|----------------------------|----------------------|

#### Safety related data:

<b>B10 value with high demand rate acc. to SN 31920</b>		1 000 000
---	--	-----------

##### Proportion of dangerous failures

- |  |   |    |
|--|---|----|
| • with high demand rate acc. to SN 31920 | % | 73 |
|--|---|----|

<b>Protection against electrical shock</b>		finger-safe
--	--	-------------

#### Mechanical data:

<b>Size of the circuit-breaker</b>		S00
------------------------------------	--	-----

<b>Size of load feeder</b>		S00
----------------------------	--	-----

#### Ambient conditions:

##### Ambient temperature

- |                    |    |             |
|--------------------|----|-------------|
| • during operation | °C | -20 ... +60 |
| • during storage   | °C | -50 ... +80 |
| • during transport | °C | -50 ... +80 |

#### Certificates/ approvals:

General Product Approval	For use in hazardous locations	Declaration of Conformity	Test Certificates
--------------------------	--------------------------------	---------------------------	-------------------



[Special Test Certificate](#)

Test Certificates	Shipping Approval
-------------------	-------------------

[Declaration of the Compliance with the order](#)

[Type Test Certificates/Test Report](#)



GL

Shipping Approval	other
-------------------	-------



[Declaration of Conformity](#)

[Environmental Confirmations](#)

[other](#)

#### Further information

**Information- and Downloadcenter (Catalogs, Brochures,...)**

<http://www.siemens.com/industrial-controls/catalogs>

**Industry Mall (Online ordering system)**

<http://www.siemens.com/industrymall>

**Cax online generator**

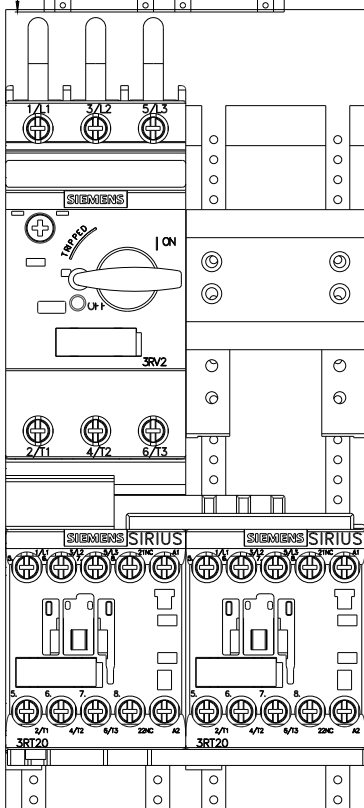
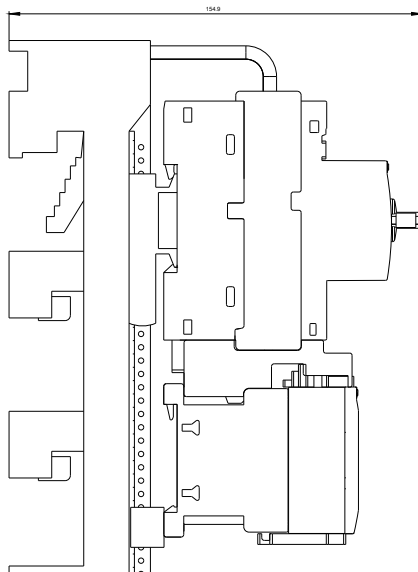
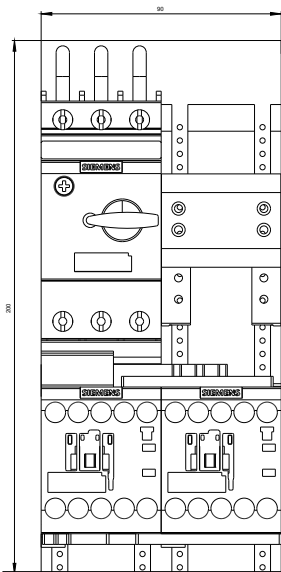
<http://support.automation.siemens.com/WW/CAXorder/default.aspx?lang=en&mfb=3RA22100CD152AP0>

**Service&Support (Manuals, Certificates, Characteristics, FAQs,...)**

<http://support.automation.siemens.com/WW/view/en/3RA22100CD152AP0/all>

**Image database (product images, 2D dimension drawings, 3D models, device circuit diagrams, EPLAN macros, ...)**

[http://www.automation.siemens.com/bilddb/cax\\_de.aspx?mfb=3RA22100CD152AP0&lang=en](http://www.automation.siemens.com/bilddb/cax_de.aspx?mfb=3RA22100CD152AP0&lang=en)



REBR&REBEF&ZV&C&D&HERUNGSL



REBR&REBEF&ZV&C&D&HERUNGSL

last modified:

11.03.2015