


TKV SERIES

105°C Low ESR

- Load Life 105°C 2000 hours.
- AEC-Q200.



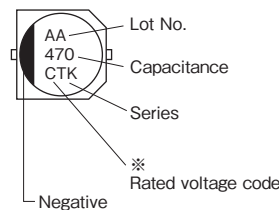
◆SPECIFICATIONS

Items	Characteristics																												
Category Temperature Range	-55~+105°C																												
Rated Voltage Range	6.3~35Vdc																												
Capacitance Tolerance	±20% (20°C, 120Hz)																												
Leakage Current(MAX)	I=0.01CV or 3μA whichever is greater.(After 2 minutes application of rated voltage) I=Leakage Current(μA) C=Capacitance (μF) V=Rated Voltage(Vdc)																												
Dissipation Factor(MAX) (tanδ)	<table border="1"> <tr> <td>Rated Voltage (Vdc)</td> <td>6.3</td> <td>10</td> <td>16</td> <td>25</td> <td>35</td> <td>(20°C, 120Hz)</td> </tr> <tr> <td>tanδ</td> <td>0.26</td> <td>0.19</td> <td>0.16</td> <td>0.14</td> <td>0.12</td> <td></td> </tr> </table>	Rated Voltage (Vdc)	6.3	10	16	25	35	(20°C, 120Hz)	tanδ	0.26	0.19	0.16	0.14	0.12															
Rated Voltage (Vdc)	6.3	10	16	25	35	(20°C, 120Hz)																							
tanδ	0.26	0.19	0.16	0.14	0.12																								
Endurance	<p>After applying rated voltage for 2000 hours at 105°C, the capacitor shall meet the following requirements.</p> <table border="1"> <tr> <td>Capacitance Change</td> <td>Within ±30% of the initially measured value.</td> </tr> <tr> <td>Dissipation Factor</td> <td>Not more than 200% of the specified value.</td> </tr> <tr> <td>Leakage Current</td> <td>Not more than the specified value.</td> </tr> </table>	Capacitance Change	Within ±30% of the initially measured value.	Dissipation Factor	Not more than 200% of the specified value.	Leakage Current	Not more than the specified value.																						
Capacitance Change	Within ±30% of the initially measured value.																												
Dissipation Factor	Not more than 200% of the specified value.																												
Leakage Current	Not more than the specified value.																												
Low Temperature Stability Impedance Ratio(MAX)	<table border="1"> <tr> <td>Rated Voltage (Vdc)</td> <td>6.3</td> <td>10</td> <td>16</td> <td>25</td> <td>35</td> <td>(120Hz)</td> </tr> <tr> <td>Z(-25°C) / Z(20°C)</td> <td>2</td> <td>2</td> <td>2</td> <td>2</td> <td>2</td> <td></td> </tr> <tr> <td>Z(-40°C) / Z(20°C)</td> <td>3</td> <td>3</td> <td>3</td> <td>3</td> <td>3</td> <td></td> </tr> <tr> <td>Z(-55°C) / Z(20°C)</td> <td>4</td> <td>4</td> <td>4</td> <td>3</td> <td>3</td> <td></td> </tr> </table>	Rated Voltage (Vdc)	6.3	10	16	25	35	(120Hz)	Z(-25°C) / Z(20°C)	2	2	2	2	2		Z(-40°C) / Z(20°C)	3	3	3	3	3		Z(-55°C) / Z(20°C)	4	4	4	3	3	
Rated Voltage (Vdc)	6.3	10	16	25	35	(120Hz)																							
Z(-25°C) / Z(20°C)	2	2	2	2	2																								
Z(-40°C) / Z(20°C)	3	3	3	3	3																								
Z(-55°C) / Z(20°C)	4	4	4	3	3																								

◆MULTIPLIER FOR RIPPLE CURRENT

Frequency (Hz)		120	1k	10k	100k≤
Coefficient	33uF	0.42	0.75	0.90	1.00
	47~150uF	0.44	0.80	0.95	1.00
	220~1800uF	0.60	0.85	0.95	1.00

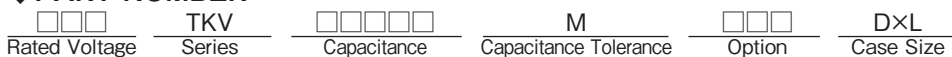
◆MARKING



※Voltage code

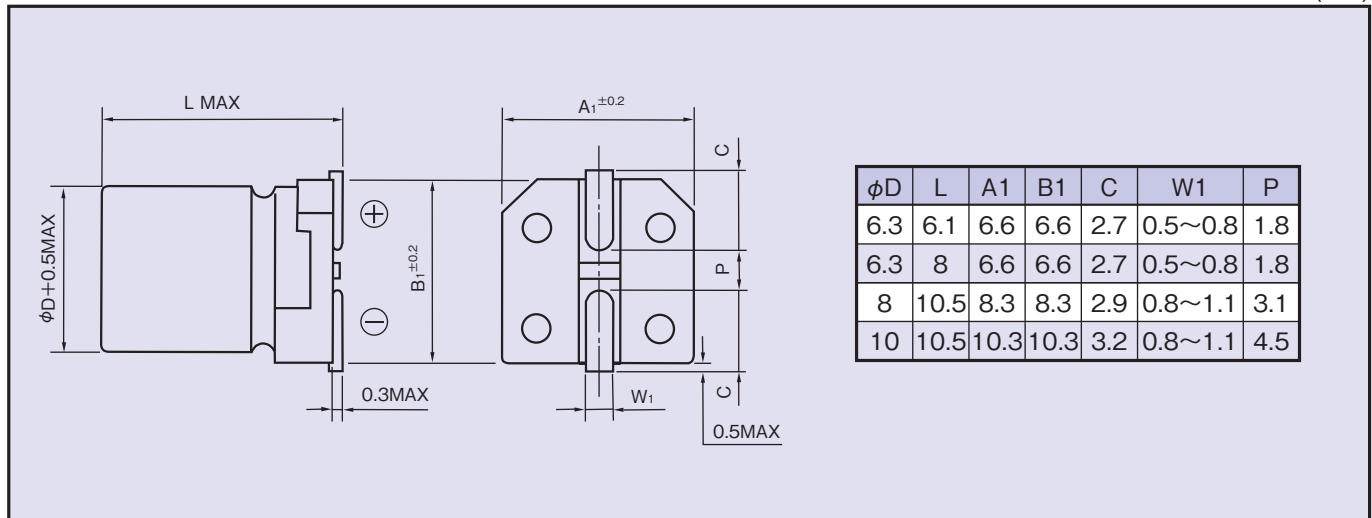
Rated Voltage (Vdc)	6.3	10	16	25	35
Voltage code	j	A	C	E	V

◆PART NUMBER



◆ DIMENSIONS

(mm)



◆ STANDARD SIZE

Size φDXL(mm), Rated Ripple Current(mA r.m.s./105°C,100kHz), ESR(Ω MAX/20°C, 100kHz)

Vdc	Cap (μF)	Size (φDXL)	Ripple	ESR	Vdc	Cap (μF)	Size (φDXL)	Ripple	ESR
6.3	100	6.3×6.1	300	0.26	25	33	6.3×6.1	300	0.26
	220	6.3×6.1	300	0.26		68	6.3×6.1	300	0.26
	330	6.3×8	600	0.16		100	6.3×8	600	0.16
	470	8×10.5	850	0.08		150	8×10.5	850	0.08
	1000	8×10.5	850	0.08		220	8×10.5	850	0.08
	1500	10×10.5	1190	0.06		330	8×10.5	850	0.08
	1800	10×10.5	850	0.08		470	10×10.5	1190	0.06
10	150	6.3×6.1	300	0.26	35	560	10×10.5	850	0.08
	220	6.3×8	600	0.16		33	6.3×6.1	300	0.26
	330	8×10.5	850	0.08		47	6.3×6.1	300	0.26
	470	8×10.5	850	0.08		68	6.3×8	600	0.16
	680	8×10.5	850	0.08		100	6.3×8	600	0.16
	1000	10×10.5	1190	0.06			8×10.5	850	0.08
	1200	10×10.5	850	0.08		150	8×10.5	850	0.08
16	47	6.3×6.1	300	0.26	220	8×10.5	850	0.08	
	100	6.3×6.1	300	0.26	330	10×10.5	1190	0.06	
		6.3×8	600	0.16	390	10×10.5	850	0.08	
	220	6.3×8	600	0.16					
	330	8×10.5	850	0.08					
	470	8×10.5	850	0.08					
	680	10×10.5	1190	0.06					
	820	10×10.5	850	0.08					