

650909-5 ✓ ACTIVE

EUROCARD | Eurocard Type R

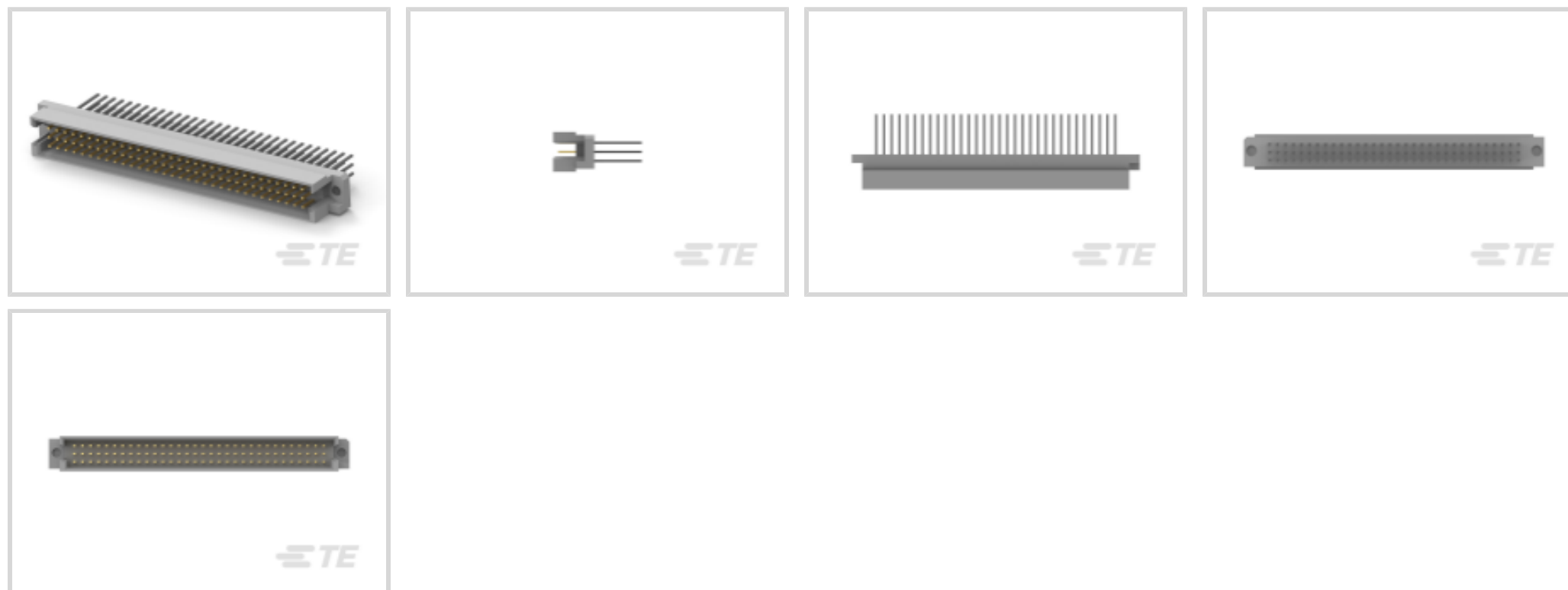
TE Internal #: 650909-5

Eurocard Type R, Eurocard Connectors, Plug, Board-to-Board,
Termination Post & Tail Length 13.23 mm [.521 in], 96 Position, 2.54
mm [.1in] Centerline

[View on TE.com >](#)



Connectors > PCB Connectors > Backplane Connectors > Eurocard Connectors



Connector & Housing Type: **Plug**

Connector System: **Board-to-Board**

Termination Post & Tail Length: **13.23 mm [.521 in]**

Number of Positions: **96**

Centerline (Pitch): **2.54 mm [.1 in]**

Features

Product Type Features

Connector & Housing Type	Plug
Connector System	Board-to-Board
Sealable	No
Connector & Contact Terminates To	Printed Circuit Board
DIN Size	Standard
DIN Level	II

Configuration Features

Number of Positions	96
Number of Rows	3
PCB Mount Orientation	Vertical
Number of Columns	32
Number of Power or Coaxial Positions	96
Number of Signal Positions	96
Rows Loaded	A, B, C



Electrical Characteristics

Operating Voltage	250 VAC
-------------------	---------

Contact Features

Contact Cross Section	.64 x .64 mm [.025 x .025 in]
PCB Contact Termination Area Plating Material Thickness	2.54 – 5.08 μ m [100 – 200 μ in]
Contact Type	Pin
Contact Mating Area Plating Material Thickness	.76 μ m [30 μ in]
Contact Mating Area Plating Material	Gold
PCB Contact Termination Area Plating Material	Tin-Lead
Contact Base Material	Phosphor Bronze
Contact Current Rating (Max)	1.5 A

Termination Features

Termination Method to Printed Circuit Board	Through Hole - Press-Fit
Termination Post & Tail Length	13.23 mm [.521 in]

Mechanical Attachment

Mating Alignment Type	Polarization
Mating Alignment	With
PCB Mount Alignment	Without
PCB Mount Retention	With
PCB Mount Retention Type	Action/Compliant Tail
Connector Mounting Type	Board Mount

Housing Features

Housing Material	Polyester - GF
Housing Color	Gray
Centerline (Pitch)	2.54 mm [.1 in]

Dimensions

Connector Height	11.51 mm [.453 in]
PCB Thickness (Recommended)	2.36 mm [.093 in]
Row-to-Row Spacing	2.54 mm [.1 in]

Usage Conditions

Operating Temperature Range	-55 – 105 °C [-67 – 221 °F]
-----------------------------	-----------------------------

Operation/Application



Shielded	No
----------	----

Circuit Application	Power & Signal
---------------------	----------------

Industry Standards

UL Flammability Rating	UL 94V-0
------------------------	----------

Packaging Features

Packaging Method	Package
------------------	---------

Product Compliance

[For compliance documentation, visit the product page on TE.com>](#)

EU RoHS Directive 2011/65/EU	Not Compliant
------------------------------	---------------

EU ELV Directive 2000/53/EC	Not Compliant
-----------------------------	---------------

China RoHS 2 Directive MIIT Order No 32, 2016	Restricted Materials Above Threshold
---	--------------------------------------

EU REACH Regulation (EC) No. 1907/2006	<p>Current ECHA Candidate List: JAN 2021 (211) Candidate List Declared Against: JAN 2021 (211) SVHC > Threshold: Pb (13% in Component Part)</p> <p>Article Safe Usage Statements: Do not eat, drink or smoke when using this product. Wash thoroughly after handling. Recycle if possible and dispose of the article by following all applicable governmental regulations relevant to your geographic location.</p>
--	---

Halogen Content	Not Low Halogen - contains Br or Cl > 900 ppm.
-----------------	--

Solder Process Capability	Not applicable for solder process capability
---------------------------	--

Product Compliance Disclaimer

This information is provided based on reasonable inquiry of our suppliers and represents our current actual knowledge based on the information they provided. This information is subject to change. The part numbers that TE has identified as EU RoHS compliant have a maximum concentration of 0.1% by weight in homogenous materials for lead, hexavalent chromium, mercury, PBB, PBDE, DBP, BBP, DEHP, DIBP, and 0.01% for cadmium, or qualify for an exemption to these limits as defined in the Annexes of Directive 2011/65/EU (RoHS2). Finished electrical and electronic equipment products will be CE marked as required by Directive 2011/65/EU. Components may not be CE marked. Additionally, the part numbers that TE has identified as EU ELV compliant have a maximum concentration of 0.1% by weight in homogenous materials for lead, hexavalent chromium, and mercury, and 0.01% for cadmium, or qualify for an exemption to these limits as defined in the Annexes of Directive 2000/53/EC (ELV). Regarding the REACH Regulation, the information TE provides on SVHC in articles for this part number is based on the latest European Chemicals Agency (ECHA) 'Guidance on requirements for substances in articles' posted at this URL: <https://echa.europa.eu/guidance-documents/guidance-on-reach>

Compatible Parts




TE Part # 5650462-4
ASSY,RECEPTACLE,EUROCARD,TYPE



TE Part # 5650461-5
ASSY,RECEPTACLE,EUROCARD,TYPE



TE Part # 5650908-5
ASSY,PIN,EUROCARD,TYPE R,LEAD-



TE Part # 5650461-4
ASSY,RECEPTACLE,EUROCARD,TYPE



TE Part # 5650895-4
ASSY,RECEPT,EUROCARD,TYPE R,LE



TE Part # 5650470-5
ASSY,PIN,EUROCARD,TYPE R,LEAD-



TE Part # 535032-4
096 EURO TYPE C RECEPT AP ASSY



TE Part # 5650889-5
ASSY,PIN,EUROCARD,TYPE R,LEAD-



TE Part # 5148292-5
ASSY,RECEPTACLE,EUROCARD,TYPE



TE Part # 650889-5
096 EURO TYPE R PIN AP ASSY



TE Part # 5650462-5
ASSY,RECEPTACLE,EUROCARD,TYPE



TE Part # 650895-4
096 EURO TYPE R RECEPT BL ASSY



TE Part # 650895-5
096 EURO TYPE R RECEPT BL ASSY




TE Part # 1-536067-4
096 EURO TYPE R PIN AP ASSY




TE Part # 166873-2
96P.MT.CONN.KIT ASSY

Also in the Series | Eurocard Type R



Eurocard Connectors(92)



Standard Edge Connectors(1)

Customers Also Bought



TE Part #1-745494-6
IDC D-Sub: Plug Assembly, Wire to Wire, Signal, 2.74 mm



TE Part #102185-2
Universal Headers: Ejector Latch



TE Part #1-329632-2
LOCKWASHER, PLATED



TE Part #1-534206-2
24 MODII VRT DR CE 100/115



TE Part #1051150-1
2007 7941 00,SMA RA CABLE PLUG



TE Part #148059-5
096 EURO TYP C RECP 17MM ASSY



TE Part #1986711-5
SCREWLESS, SW,5P,5.0 PCB



TE Part #SM1-7
SM, MINI STRING POT SERIES



TE Part #1-329631-2
JAM NUT, PLATED



TE Part #1-2834016-3
3POS 2.54MM SES CONN.

Documents

Product Drawings

096 EURO TYPE R PIN AP ASSY

English

CAD Files

3D PDF

3D

Customer View Model

[ENG_CVM_CVM_650909-5_R.2d_dxf.zip](#)

English

Customer View Model

[ENG_CVM_CVM_650909-5_R.3d_igs.zip](#)

English

Customer View Model

[ENG_CVM_CVM_650909-5_R.3d_stp.zip](#)

English

By downloading the CAD file I accept and agree to the [Terms and Conditions](#) of use.

Product Specifications



[Application Specification](#)

English

[Application Specification](#)

English

[Product Environmental Compliance](#)

[TE Material Declaration](#)

English