

- 1
- 2
- 3
- 4
- 5
- 6
- 7
- 8
- 9
- 10
- 11
- 12
- 13
- 14
- 15
- 16
- 17
- 18

SIDE COVERS

Polyamide based (PA) technopolymer, black colour, satin finish.

STANDARD EXECUTIONS

- **RHSG-A:** back mounting by means of two rubber profiles that ensure a firm and safe assembly (see assembly instructions point 5).
- **RHSG-B:** front mounting by means of pass-through holes for M4 countersunk-head screws and a lower rubber profile, included in the supply.

Colour index:

- **1:** anodised aluminium, natural colour, satin finish.
- **4:** anodised aluminium, black colour, satin finish.

FEATURES AND APPLICATIONS

Suitable for use with plates having a thickness between 1.0 and 2.5 mm. RH-SG series handles have an excellent design and ergonomics, they are assembled in line with the edge of the plate and are thin so as not to interfere with the internal components of the equipment.

Two identical grooves, one upper and one lower, set at 90° one to another, enable internal elements to be connected one to another by means of thin square nuts.

SPECIAL EXECUTIONS ON REQUEST

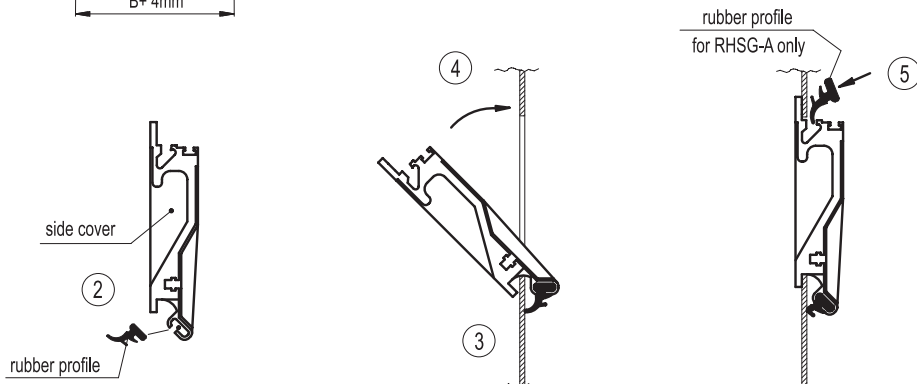
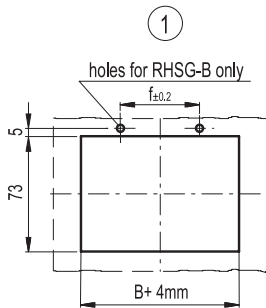
Different lengths.

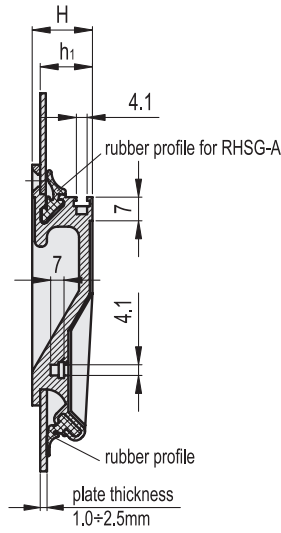
OTHER STANDARD EXECUTIONS AVAILABLE

Version RH-SG-CLEAN (see page 452).

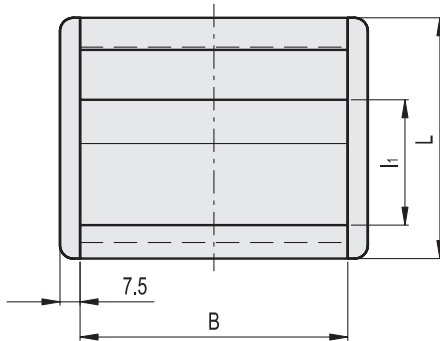
ASSEMBLY INSTRUCTIONS

1. Drill the handle housing according to the template dimensions reported in the table and remove all drilling burrs.
2. Fit the lower rubber profile and snap the two side covers onto the aluminium part.
3. Rest the handle on the lower part of the opening, tilting it 45° and make sure that the lower rubber profile is uniformly in contact with the internal surface of the plate.
4. Push the top part of the handle against the plate.
5. Fit the second rubber profile in its groove on the aluminium profile (RHSG-A) or use two M4 countersunk-head screws (RHSG-B).

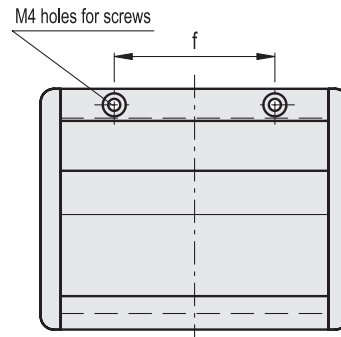




RHSG-A



RHSG-B



RHSG-A

Code	L	B	H	h1	l1	⚖️
RHSG-73.100.A1	90	100	22.5	19.5	52	107
RHSG-73.118.A1	90	118	22.5	19.5	52	126
RHSG-73.167.A1	90	167	22.5	19.5	52	178
RHSG-73.100.A4	90	100	22.5	19.5	52	107
RHSG-73.118.A4	90	118	22.5	19.5	52	126
RHSG-73.167.A4	90	167	22.5	19.5	52	178

RHSG-B

Code	f	L	B	H	h1	l1	⚖️
RHSG-73.100.B1	60	90	100	22.5	19.5	52	107
RHSG-73.118.B1	78	90	118	22.5	19.5	52	126
RHSG-73.167.B1	127	90	167	22.5	19.5	52	178
RHSG-73.100.B4	60	90	100	22.5	19.5	52	107
RHSG-73.118.B4	78	90	118	22.5	19.5	52	126
RHSG-73.167.B4	127	90	167	22.5	19.5	52	178

