

WIRE CONNECTOR; 3 PCS. ACCESSORY FOR: 3VA6 150/250



Model	
Product brand name	SENTRON
Product designation	accessories

Connections according IEC	
Connectable conductor cross-section	
<ul style="list-style-type: none"> • for copper cable / solid / minimum 	1.5 mm ²
<ul style="list-style-type: none"> • for copper cable / solid / maximum 	4 mm ²
<ul style="list-style-type: none"> • for copper cable / finely stranded / minimum 	1.5 mm ²
<ul style="list-style-type: none"> • for copper cable / finely stranded / maximum 	50 mm ²
<ul style="list-style-type: none"> • for copper cable / stranded / minimum 	1.5 mm ²
<ul style="list-style-type: none"> • for copper cable / stranded / maximum 	50 mm ²
<ul style="list-style-type: none"> • for aluminum cable / solid / minimum 	1.5 mm ²
<ul style="list-style-type: none"> • for aluminum cable / solid / maximum 	6 mm ²
<ul style="list-style-type: none"> • for aluminum cable / stranded / minimum 	1.5 mm ²
<ul style="list-style-type: none"> • for aluminum cable / stranded / maximum 	50 mm ²
Wire stripping length	18 mm
Tightening torque / when using copper cables	
<ul style="list-style-type: none"> • solid 	<= 10 mm ² : 6.2 Nm

- stranded
- finely stranded





<= 10 mm²: 6.2 Nm, <= 35 mm²: 8.5 Nm, > 35 mm²: 14 Nm

<= 10 mm²: 6.2 Nm, <= 35 mm²: 8.5 Nm, > 35 mm²: 14 Nm

Connections according UL

Wire stripping length	0.7 in
Connectable conductor cross-section	
<ul style="list-style-type: none"> • for copper cable / solid / minimum • for copper cable / solid / maximum • for copper cable / stranded / minimum • for copper cable / stranded / maximum • for copper cable / finely stranded / minimum • for copper cable / finely stranded / maximum • for aluminum cable / solid / minimum • for aluminum cable / solid / maximum • for aluminum cable / stranded / minimum • for aluminum cable / stranded / maximum 	14 AWG 10 AWG 14 AWG 1/0 AWG 14 AWG 1/0 AWG 12 AWG 10 AWG 12 AWG 1/0 AWG
Tightening torque / when using copper cables	
<ul style="list-style-type: none"> • solid • stranded • finely stranded 	<= 10 AWG: 55 lb-in <= 8 AWG: 55 lb-in, <= 2 AWG: 75 lb-in, > 2 AWG: 125 lb-in <= 8 AWG: 55 lb-in, <= 2 AWG: 75 lb-in, > 2 AWG: 123.9 lb-in

Certificates

General Product Approval	EMC	Declaration of Conformity	other
 UL		 RCM	 EG-Konf.
			Miscellaneous

Further information

Information- and Downloadcenter (Catalogs, Brochures,...)

<http://www.siemens.com/lowvoltage/catalogs>

Industry Mall (Online ordering system)

<https://mall.industry.siemens.com/mall/en/en/Catalog/product?mlfb=3VA9143-0JB11>

Service&Support (Manuals, Certificates, Characteristics, FAQs,...)

<https://support.industry.siemens.com/cs/ww/en/ps/3VA9143-0JB11>

Image database (product images, 2D dimension drawings, 3D models, device circuit diagrams, ...)

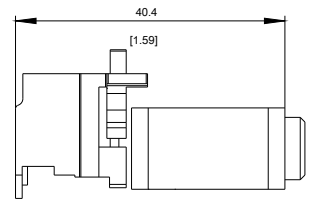
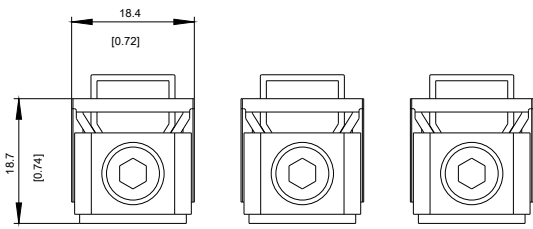
http://www.automation.siemens.com/bilddb/cax_en.aspx?mlfb=3VA9143-0JB11

CAX-Online-Generator

<http://www.siemens.com/cax>

Tender specifications

<http://www.siemens.com/specifications>



last modified:

08/29/2017