


# APPA 70 Series Multimeter

## Smaller but much Nicer and Rugged



# APPA®

Advanced Instrument Technology Made Easy



## DAY & NIGHT

APPA 73 & 79 Digital Multimeter have a LED backlit display that turns ON/OFF at the touch of a button, also automatically goes off to save battery life.



## OPTICAL RS-232 INTERFACE

APPA 73 & 79 have RS-232 optical interface to connect to PC for data acquisition and analysis.



## BATTERY EASY TO REPLACE

Unscrew only two screws to remove battery door for battery replacement, designed for user's convenience without opening the bottom case.


## NEW SLIM DESIGN

Ergonomically designed slim shape with one hand operated knob and buttons. Just fit the palm of your hand and your needs.



## EXTRA PROTECTION

Every 70 series meter is supplied with a protective holster that includes a built-in tilt stand, a nail hook, and convenient test lead storage. This holster provides an extra degree of protection and convenience for your meter.





### APPA 71

- 6000 count digital display
- Large scale display
- 0.5% basic DCV accuracy
- Data Hold
- Min/ Max function
- Frequency Counter
- Capacitance Measurement
- Auto Power Off
- Shock proof from 4 feet drops
- Protective Holster with tilt stand
- CAT. IV 600V/CAT. III 1000V
- Safety standard



### APPA 72

- 6000 count digital display
- Large scale display
- True RMS reading on AC mode
- 0.5% basic DCV accuracy
- Data Hold
- Min/ Max function
- Frequency Counter
- Capacitance Measurement
- Auto Power Off
- Shock proof from 4 feet drops
- Protective Holster with tilt stand
- CAT. IV 600V/CAT. III 1000V
- Safety standard



### APPA 73

- 6000 count digital display
- Backlit, Large scale display
- True RMS reading on AC mode
- 0.5% basic DCV accuracy
- Data Hold
- Min/ Max function
- Frequency Counter
- Capacitance Measurement
- Optical RS-232 interface
- Auto Power Off
- Shock proof from 4 feet drops
- Protective Holster with tilt stand
- CAT. IV 600V/CAT. III 1000V
- Safety standard



### APPA 75

- 4000 count digital display
- 82 segments analog bar graph
- Large scale display
- 0.5% basic DCV accuracy
- Data Hold
- Min/ Max function
- Frequency Counter
- Capacitance Measurement
- Auto Power Off
- Shock proof from 4 feet drops
- Protective Holster with tilt stand
- CAT. IV 600V/CAT. III 1000V
- Safety standard



### APPA 77

- 4000 count digital display
- 82 segments analog bar graph
- Large scale display
- True RMS reading on AC mode
- 0.5% basic DCV accuracy
- Data Hold
- Min/ Max function
- Frequency Counter
- Capacitance Measurement
- Auto Power Off
- Shock proof from 4 feet drops
- Protective Holster with tilt stand
- CAT. IV 600V/CAT. III 1000V
- Safety standard



### APPA 79

- 4000 count digital display
- 82 segments analog bar graph
- Backlit, Large scale display
- True RMS reading on AC mode
- 0.5% basic DCV accuracy
- Data Hold
- Min/ Max function
- Frequency Counter
- Capacitance Measurement
- Optical RS-232 interface
- Auto Power Off
- Shock proof from 4 feet drops
- Protective Holster with tilt stand
- CAT. IV 600V/CAT. III 1000V Safety standard

# APPA 70 SERIES MULTIMETERS

## FEATURES:

	APPA 71	APPA 72	APPA 73	APPA 75	APPA 77	APPA 79
Digital display	6000 count	6000 count	6000 count	4000 count	4000 count	4000 count
Analog bar graph display				82 segments	82 segments	82 segments
Range selection	Auto/Manual	Auto/Manual	Auto/Manual	Auto/Manual	Auto/Manual	Auto/Manual
True RMS measuring		•	•		•	•
Data hold	•	•	•	•	•	•
Min Max function	•	•	•	•	•	•
Frequency counter	•	•	•	•	•	•
Capacitance measurement	•	•	•	•	•	•
RS-232 interface		•				•
Audible continuity and Diode test	•	•	•	•	•	•
Backlight		•				•
Open communication protocol		•				•
Automatic power shut off	•	•	•	•	•	•
Shock proof from 4 feet drops	•	•	•	•	•	•
Standard full-sleeve safety test leads	•	•	•	•	•	•
Protective holster	•	•	•	•	•	•

## SPECIFICATIONS:(All at 23°C±5°C, ≤80% R.H.)

<b>DCV:</b>	<b>Ranges</b>	600.0mV~1000V	600.0mV~1000V	600.0mV~1000V	400.0mV~1000V	400.0mV~1000V	400.0mV~1000V
	<b>Resolution</b>	0.1mV	0.1mV	0.1mV	0.1mV	0.1mV	0.1mV
	<b>Basic Accuracy:</b> ±(0.5%+2d)	•	•	•	•	•	•
	<b>Input Impedance:</b> 10MΩ	•	•	•	•	•	•
	<b>Overload Protection:</b> 1000V rms	•	•	•	•	•	•
<b>ACV:</b>	<b>Ranges</b>	600.0mV~750V	600.0mV~750V	600.0mV~750V	4.00mV~750V	4.00mV~750V	4.00mV~750V
	<b>Resolution</b>	0.1mV	0.1mV	0.1mV	0.1mV	0.1mV	0.1mV
	<b>Basic Accuracy:</b> ±(0.9%+5d) at 50Hz~500Hz, 600.0mV(unspecified)	•	•	•	±(1.2%+5d) at 50Hz~500Hz	±(1.2%+5d) at 50Hz~500Hz	±(1.2%+5d) at 50Hz~500Hz
	<b>Input Impedance:</b> 10MΩ/≤100pF	•	•	•	•	•	•
	<b>Overload Protection:</b> 1000V rms	•	•	•	•	•	•
	<b>Conversion Type:</b> Average sensing RMS indicating	•	True-RMS	True-RMS	True-RMS True-RMS	True-RMS True-RMS	True-RMS True-RMS
<b>DCA:</b>	<b>Ranges</b>	600.0μA, 6000μA	600.0μA, 6000μA, 6.000A, 10.00A	600.0μA, 6000μA, 6.000A, 10.00A	400.0μA, 4000μA, 10.00A"	400.0μA, 4000μA, 10.00A"	400.0μA, 4000μA, 10.00A"
	<b>Resolution</b>	0.1μA	0.1μA	0.1μA	0.1μA	0.1μA	0.1μA
	<b>Basic Accuracy:</b> ±(1.0%+2d)	•	•	•	•	•	•
	<b>Input Protection:</b> 600V rms for μA input	•	•	•	•	•	•
	10A/500V fast blow fuse for A input	•	•	•	•	•	•
<b>ACA:</b>	<b>Ranges</b>	600.0μA, 6000μA	6.000A, 10.00A	6.000A, 10.00A	10.00A	10.00A	10.00A
	<b>Resolution</b>	0.1μA	0.1μA	0.1μA	10mA	10mA	10mA
	<b>Basic Accuracy:</b> ±(1.5%+5d) at 50Hz~500Hz	•	•	•	•	•	•
	<b>Input Protection:</b> 600V rms for μA input	•	•	•	•	•	•
	16A/500V fast blow fuses for A input	•	•	•	•	•	•
<b>OHM:</b>	<b>Ranges</b>	600.0Ω~60.00MΩ	600.0Ω~60.00MΩ	600.0Ω~60.00MΩ	400.0Ω ~ 40.00MΩ	400.0Ω ~ 40.00MΩ	400.0Ω ~ 40.00MΩ
	<b>Resolution</b>	0.1Ω	0.1Ω	0.1Ω	0.1Ω	0.1Ω	0.1Ω
	<b>Accuracy:</b> 600.0/400.0Ω	±(0.7%+2d)	±(0.7%+2d)	±(0.7%+2d)	±(1.0%+5d)	±(1.0%+5d)	±(1.0%+5d)
	6.000/4.000KΩ, 60.00/40.00KΩ, 600.0/400.0KΩ	±(0.7%+2d)	±(0.7%+2d)	±(0.7%+2d)	±(0.7%+2d)	±(0.7%+2d)	±(0.7%+2d)
	6.000/4.000MΩ	±(1.0%+2d)	±(1.0%+2d)	±(1.0%+2d)	±(0.7%+2d)	±(0.7%+2d)	±(0.7%+2d)
	60.00/40.00MΩ	±(1.5%+2d)	±(1.5%+2d)	±(1.5%+2d)	±(1.5%+2d)	±(1.5%+2d)	±(1.5%+2d)
	<b>Overload Protection:</b> 600V rms	•	•	•	•	•	•
<b>Continuity Beeper:</b>	<150Ω, 2KHz tone buzzer	•	•	•	<350Ω	<350Ω	<350Ω
<b>Diode Test:</b>	<b>Open circuit voltage:</b> 3V	•	•	•	•	•	•
<b>Frequency Counter:</b>	<b>Ranges</b>	6000Hz~60.00MHz	6000Hz~60.00MHz	6000Hz~60.00MHz	4KHz~40.00MHz	4KHz~40.00MHz	4KHz~40.00MHz
	<b>Resolution</b>	1Hz	1Hz	1Hz	1Hz	1Hz	1Hz
	<b>Accuracy:</b> 6000/4000Hz, 60.00/40.00KHz, 600.0/400.0KHz	±(0.01%+1d) at 100mV rms	±(0.01%+1d) at 100mV rms	±(0.01%+1d) at 100mV rms	±(0.01%+1d) at 150V rms	±(0.01%+1d) at 150V rms	±(0.01%+1d) at 150V rms
	6.000/4.000MHz	±(0.01%+1d) at 250mV rms	±(0.01%+1d) at 250mV rms	±(0.01%+1d) at 350V rms	±(0.01%+1d) at 350V rms	±(0.01%+1d) at 350V rms	±(0.01%+1d) at 350V rms
	60.00/40.00MHz	±(0.01%+1d) at 1V rms	±(0.01%+1d) at 1V rms	±(0.01%+1d) at 1V rms	±(0.01%+1d) at 1V rms	±(0.01%+1d) at 1V rms	±(0.01%+1d) at 1V rms
	<b>Overload Protection:</b> 600V rms	•	•	•	•	•	•
<b>Capacitance:</b>	<b>Ranges</b>	6.000nF~6.000mF	6.000nF~6.000mF	6.000nF~6.000mF	4.000nF ~ 4.000mF	4.000nF ~ 4.000mF	4.000nF ~ 4.000mF
	<b>Resolution</b>	1pF	1pF	1pF	1pF	1pF	1pF
	<b>Basic Accuracy:</b> ±(1.9%+8d)	•	•	•	±(2.0%+8d)	±(2.0%+8d)	±(2.0%+8d)
	<b>Overload Protection:</b> 600V rms	•	•	•	•	•	•


## GENERAL:

<b>Sampling Rate:</b> 1.5times/sec	•	•	•	2 times/sec	2 times/sec	2 times/sec
<b>Overload Indication:</b> "OL" or "-OL"	•	•	•	•	•	•
<b>Low Battery Indication</b>						
<b>Auto Power Off:</b> Approx. 10 minutes	•	•	•	30 minutes	30 minutes	30 minutes
<b>Operating Temperature:</b> 0°C~50°C, <80% RH"	•	•	•	•	•	•
<b>Storage Temperature:</b> - 20°C ~ 60°C	•	•	•	•	•	•
<b>Temperature Coefficient:</b> 0.15(Spec. Acc)/°C, <18°C or>28°C	•	•	•	•	•	•
<b>Safety:</b> IEC 61010 and designed to meet UL3111 specifications	CAT. IV. 600V, CAT. III 1000V	CAT. IV. 600V, CAT. III 1000V	CAT. IV. 600V, CAT. III1000V	CAT. IV. 600V, CAT. III 1000V	CAT. IV. 600V, CAT. III 1000V	CAT. IV. 600V, CAT. III 1000V
<b>Power Requirement:</b> Single 9V battery (NEDA 1604 or IEC 6F22)	•	•	•	•	•	•
IEC LR03, AM4 or AAA size 1.5V x 2	•	•	•	•	•	•
<b>Battery Life:</b> In hours (Alkaline battery)	300	300	300	300	300	300
<b>Size:</b> 76mm(W) x 158mm (L) x 38 mm(H), without holster	•	•	•	•	•	•
82mm(W) x 164mm (L) x 44 mm (H), with holster"	•	•	•	•	•	•
<b>Weight:</b> In grams (with holster)	400	400	400	400	400	400
<b>Included with instrument:</b> Test Leads, Protective holster	•	•	•	•	•	•
ZnC battery (installed) and manual	•	•	•	•	•	•

Specifications subject to change without notice.

Copyright © 2005 APPA Tech., Corp. All rights reserved

Distributed by:



## APPA TECHNOLOGY CORPORATION

9F, 119-1 Pao-Zong Rd., Shintien, Taipei, 231, TAIWAN

Tel: +886-2-29178820 Fax: +886-2-29170848

E-mail: info@appatech.com · http://www.appatech.com

ISO 9001 CERTIFIED