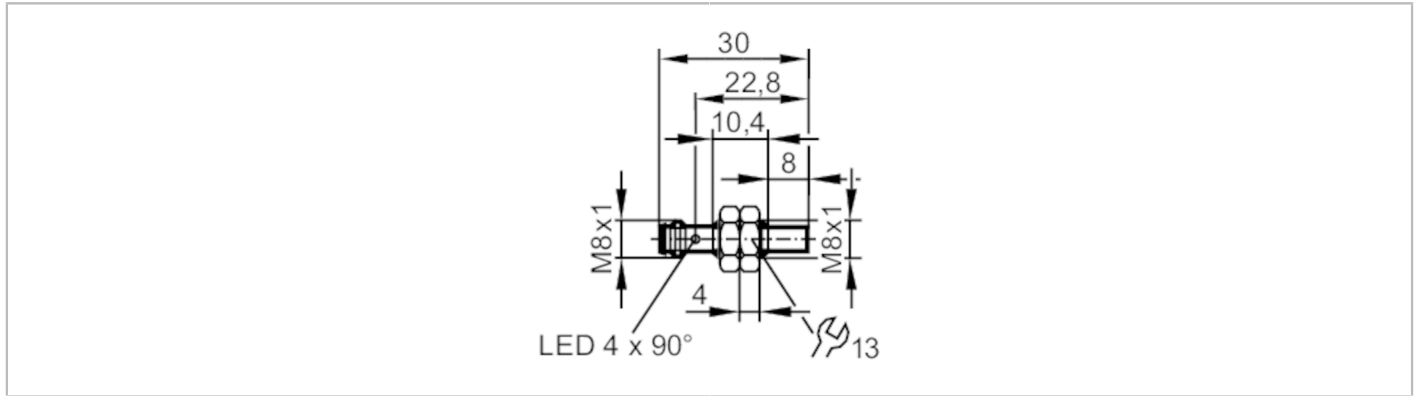


IES226



Inductive sensor

IEB2006-BRKG/V4A/AS



| Product characteristics | |
|--|---|
| Electrical design | PNP/NPN |
| Output function | normally closed |
| Sensing range [mm] | 6 |
| Housing | threaded type |
| Dimensions [mm] | M8 x 1 / L = 30 |
| Application | |
| Special feature | Gold-plated contacts; Increased sensing range |
| Application | Industrial applications / factory automation |
| Electrical data | |
| Operating voltage [V] | 10...30 DC |
| Current consumption [mA] | < 20 |
| Protection class | III |
| Reverse polarity protection | yes |
| Outputs | |
| Electrical design | PNP/NPN |
| Output function | normally closed |
| Max. voltage drop switching output DC [V] | 2.5 |
| Max. leakage current [mA] | 0.5 |
| Permanent current rating of switching output DC [mA] | 100 |
| Switching frequency DC [Hz] | 800 |
| Short-circuit protection | yes |
| Overload protection | yes |
| Detection zone | |
| Sensing range [mm] | 6 |
| Real sensing range Sr [mm] | 6 ± 10 % |
| Operating distance [mm] | 0...4.86 |
| Increased sensing range | yes |

IES226



Inductive sensor

IEB2006-BRKG/V4A/AS

| Accuracy / deviations | | |
|-------------------------------|---|--|
| Correction factor | steel: 1 / stainless steel: 0.7 / brass: 0.5 / aluminium: 0.5 / copper: 0.4 | |
| Hysteresis [% of Sr] | 1...15 | |
| Switch point drift [% of Sr] | -10...10 | |
| Operating conditions | | |
| Ambient temperature [°C] | -40...85 | |
| Protection | IP 65; IP 66; IP 67; IP 68; IP 69K; (with ifm socket duly screwed on) | |
| Tests / approvals | | |
| EMC | EN 61000-4-2 ESD | 4 kV CD / 8 kV AD |
| | EN 61000-4-3 HF radiated | 10 V/m |
| | EN 61000-4-4 Burst | 2 kV |
| | EN 61000-4-6 HF conducted | 10 V |
| | EN 55011 | class B |
| Vibration resistance | EN 60068-2-6 Fc | 20 g (10...3000 Hz) / 50 sweep cycles per frequency; 1 octave per minute in 3 axes |
| Shock resistance | EN 60068-2-27 Ea | 100 g 11 ms half-sine; 3 shocks each in every direction of the 3 coordinate axes |
| Continuous shock resistance | EN 60068-2-27 | 40 g 6 ms; 4000 shocks each in every direction of the 3 coordinate axes |
| Fast temperature change | EN 60068-2-14 Na | TA = -40 °C; TB = 85 °C; t1 = 30 min; t2 = < 10 s; 50 cycles |
| Salt spray test | EN 60068-2-52 Kb | severity level 5 (4 test cycles) |
| MTTF [years] | 1678 | |
| UL approval | Ta | -25...80 °C |
| | Enclosure type | Type 1 |
| | voltage supply | Limited Voltage/Current |
| | UL Approval no. | A017 |
| | File number UL | E174191 |
| Mechanical data | | |
| Weight [g] | 16.4 | |
| Housing | threaded type | |
| Mounting | non-flush mountable | |
| Dimensions [mm] | M8 x 1 / L = 30 | |
| Thread designation | M8 x 1 | |
| Materials | stainless steel (1.4404 / 316L); sensing face: LCP white; LED window: PEI; lock nuts: stainless steel (1.4404 / 316L) | |
| Tightening torque [Nm] | A = 5 mm: 2 Nm; B: 5 Nm | |
| Displays / operating elements | | |
| Display | switching status | 4 x 90° LED, yellow |
| Accessories | | |
| Accessories (supplied) | lock nuts: 2 | |
| Remarks | | |
| Pack quantity | 1 pcs. | |



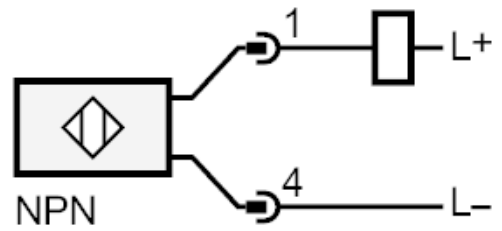
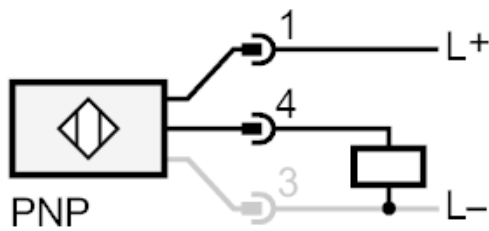
Inductive sensor

IEB2006-BRKG/V4A/AS

Electrical connection



Connection



Electrical connection - plug

Connector: 1 x M8; Contacts: gold-plated

Diagrams and graphs

Installation

