

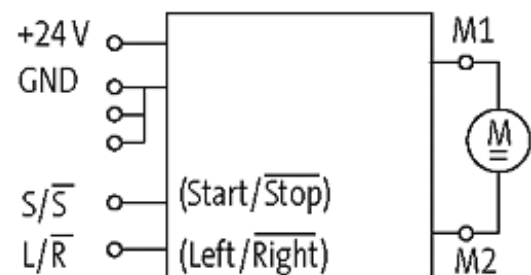
DC-MOTOR COMMUTATING CIRCUIT

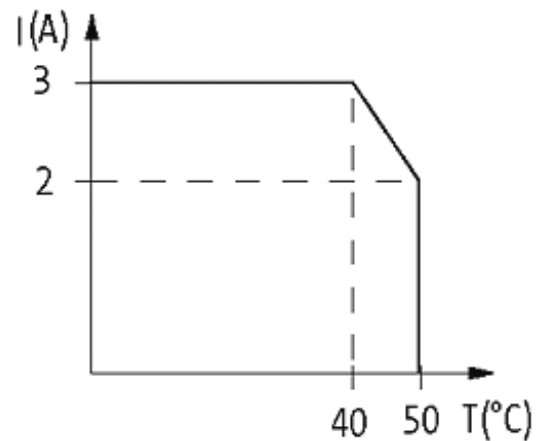
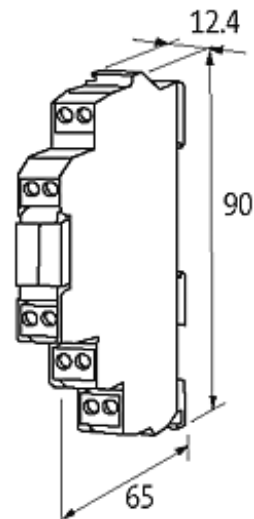
IN: 24 VDC - OUT: 24 VDC / 3 A

Transistor 3 A
24 V DC
Screw terminals

[Link to Product](#)

Illustration





Product may differ from Image

Input

Voltage range ON	15...30 V DC
Voltage range OFF	0...5 V DC
Input current	10 mA
LED display	LED (yellow): right running; LED (green): left running

General data

Test isolation voltage	no galvanic separation
Mounting method	DIN-rail mountable TH35 or G32 (EN 60715)
Housing	Black plastic, flame retardant
Temperature range	0...+50 °C
Dimensions H × W × D	70×12.4×80 mm

Output

Switching voltage	19.2...30 V DC
Switching current per output	max. 3 A
Highest current	approx. 6 A for 100 ms
Saturation voltage (across output)	max. 1.4 V DC
Leakage current (output is open)	max. 10 mA

Switching time ON/OFF	1.2/10 ms
Switching frequency	max. 1 Hz (motor dependant)
Changing time	max. 50 ms
LED display	LED (red): error (over current/over heated)

Commercial data

country of origin	CZ
customs tariff number	85414090
minimum order quantity	1