

FILTER FAN PLUS

FPI/FPO 018 | up to 97 m³/h (124 x 124 mm)

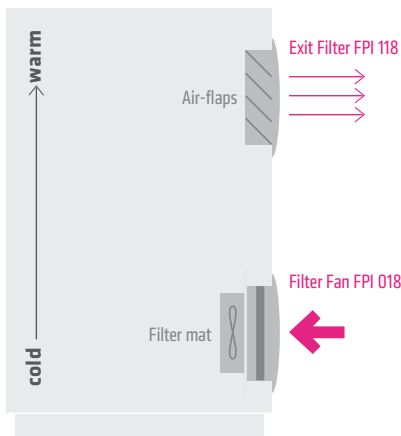


- > New air-flap outlet technology for high airflow
- > Easy mounting
- > Protection type test/Environmental rating by independent testing institutes (VDE and UL)
- > Two systems for optimal airflow (FPI/FPO)
- > Standard enclosure cut-out sizes (5 sizes)
- > One filter mat

Filter fans are used to provide an optimum climate in enclosures and cabinets with electrical/electronic components. The interior temperature of an enclosure can be reduced by channelling cooler filtered outside air into the enclosure thus expelling heated internal air. The resulting airflow prevents formation of localised hot pockets in installations and protects electronic components from overheating.

The Filter Fan Plus series uses a new air-flap outlet technology for the air outlet and thus reaches a high degree of airflow. A ratchet mechanism is used for mounting and provides high stability and tightness. Depending on the application there are two systems that are available – the FPI or FPO system. The FPI system is a standard installation with a filter fan in the lower part of the enclosure which ensures that fresh air is fed into the enclosure (airflow direction "In"). This system consists of a filter fan and exit filter. Whereas in the FPO system, the filter fan is located in the upper area of the enclosure to avoid heat buildups (airflow direction "Out"). The FPO system is composed of an intake filter and exit filter fan. The Filter Fan Plus series may also be used outdoors with appropriate protective measures or when equipped with weather proof accessories, e.g. Hose-proof Hood FFH 086.

SYSTEM FPI



TECHNICAL DATA



Axial fan, ball bearing	service life L10 at +40 °C (+104 °F): min. 37,000 h fan body aluminium, rotor metal
Connection	2 stranded wires, 300 mm
Casing, hood, flaps	plastic according to UL94 V-0, light grey; UV light resistant according to UL746C (f1)
Enclosure cut-out	124 x 124 ¹ mm
Mounting frame	4 built-in ratchet braces for mounting (6 notches for wall thickness 1 – 4 mm). Additional use of screws possible if needed ¹ .
Filter mat	ISO coarse 55% acc. to ISO 16890 (G3), initial gravimetric arrestance 57 %
Filter material	synthetic fibre with progressive construction, temperature resistant to +100 °C, self-extinguishing class F1, moisture resistant to 100 % RH, reusable
Operating/Storage temperature	-40 to +70 °C (-40 to +158 °F)
Operating/Storage humidity	max. 90 % RH (non-condensing)
Protection type/Protection class	IP54 / I (earthed)
Environmental rating UL/NEMA	UL TYPE 12 / NEMA 12
Approvals	VDE, UL File No. E234324, EAC
Note	other voltages on request

¹ Drilling marks for screw mounting are indicated on mounting frame.

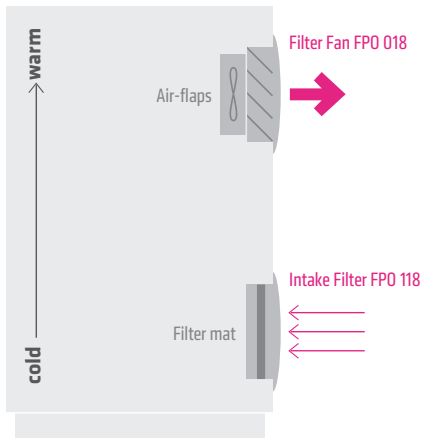
AIRFLOW DIRECTION "IN": FILTER FAN FPI 018

Art. No.	Operating voltage	Air volume, free flow	Air volume with exit filter	Current consumption (50/60 Hz)	Power consumption	Average noise level (DIN EN ISO 4871)	Depth in enclosure	Weight (approx.)	Filter mat
01871.0-30	AC 230 V, 50/60 Hz	52 m ³ /h	42 m ³ /h	120 mA	19 W	49 db (A)	66 mm	0.8 kg	G3
01871.9-30	AC 115 V, 50/60 Hz	62 m ³ /h	51 m ³ /h	230 mA	18 W	53 db (A)	66 mm	0.8 kg	G3

AIRFLOW DIRECTION "IN": EXIT FILTER FPI 118

Art. No.	Depth in enclosure	Weight (approx.)	Air outlet
11871.0-00	35 mm	0.3 kg	air-flap outlet technology

SYSTEM FPO



AIRFLOW DIRECTION "OUT": FILTER FAN FPO 018

Art. No.	Operating voltage	Air volume, free flow	Air volume with intake filter	Current consumption (50/60 Hz)	Power consumption	Average noise level (DIN EN ISO 4871)	Depth in enclosure	Weight (approx.)	Air outlet
01881.0-00	AC 230 V, 50/60 Hz	97 m ³ /h	47m ³ /h	120 mA	19 W	49 db (A)	79 mm	0.9 kg	air-flaps
01881.9-00	AC 115 V, 50/60 Hz	117 m ³ /h	58 m ³ /h	230 mA	18 W	52 db (A)	79 mm	0.9 kg	air-flaps

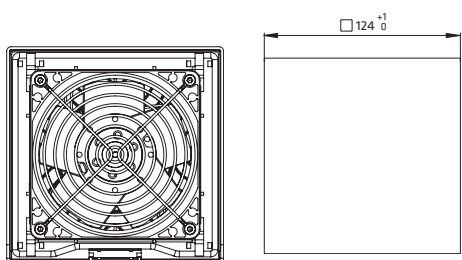
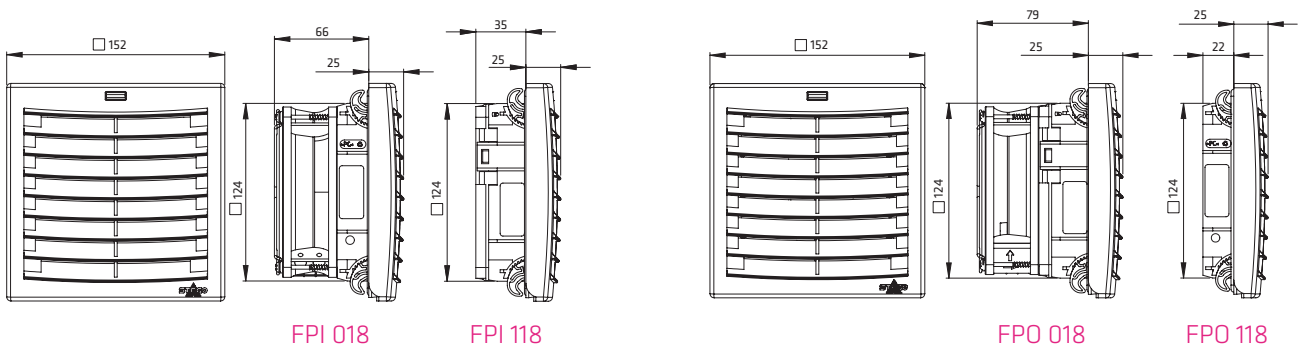
AIRFLOW DIRECTION "OUT": INTAKE FILTER FPO 118

Art. No.	Depth in enclosure	Weight (approx.)	Filter mat
11881.0-30	22 mm	0.2 kg	ISO coarse 55% acc. to ISO 16890 (G3), initial gravimetric arrestance 57 %

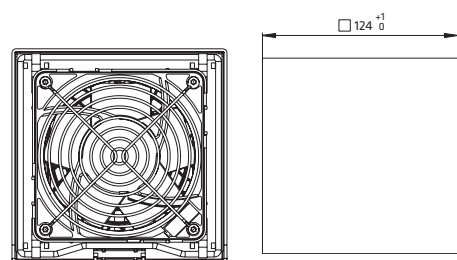
FILTER MAT FM 086

Filter class	118 x 118 mm	Initial gravimetric arrestance	1 packing unit
ISO coarse 55% acc. to ISO 16890 (G3)	Art. No. 08634.0-00	57 %	5 pieces

TECHNICAL DRAWINGS



ENCLOSURE CUT-OUT



ENCLOSURE CUT-OUT