

RefLED Superia Retro MR16 DIMMABLE

RefLED Superia Retro MR16 V2 345LM DIM 827 36 SL
0029214



Product features

- Premium performance professional LED MR16 range with the same look and feel of traditional halogen MR16 lamp
- Recreates backlight effect similar to halogen dichroic lamps.
- Full glass design - means no colours clashing between lamp and fixture
- Very long lifetime of up to 25,000 hours
- Switching cycles: >100,000
- Colour rendering: CRI80
- Lamp voltage: 12V AC/DC
- Dimmable on approved dimmers
- Works with magnetic and compatible electronic transformers
- Warranty: 5 Years



PRODUCT OVERVIEW

Product name	RefLED Superia Retro MR16 V2 345LM DIM 827 36 SL
Technology	LED
Watt (Rated) (W)	4.4
Type	LED exchangeable
Fixture rating	Open
General application	Education, Hospitality, Museums & Galleries, Office, Residential & Consumer, Retail
ETIM Class	EC001959
E-number FI	4741094
Warranty	5 years
Colour temperature (K)	2700
Light colour	Homelight
CRI (Ra)	80
Colour Variation Initial (SDCM)	SDCM6
Colour Consistency (SDCM)	6
Beam Angle (°)	36
Photobiological Risk Group	RG1
Wattage (W)	4.4
Product Voltage (V)	12
Dimmable	Yes
Average life (Nominal) (h)	25000
Product EAN number	5410288292144

DATA TABLE

General data

Product name	RefLED Superia Retro MR16 V2 345LM DIM 827 36 SL
Technology	LED
Watt (Rated) (W)	4.4
Type	LED exchangeable
Fixture rating	Open

RefLED Superia Retro MR16 DIMMABLE

RefLED Superia Retro MR16 V2 345LM DIM 827 36 SL
0029214

General application	Education, Hospitality, Museums & Galleries, Office, Residential & Consumer, Retail
Operating temperature range (°C)	-20°C...+40°C
Performance ambient temperature T _q (°C)	25
ETIM Class	EC001959
E-number FI	4741094
Warranty	5 years

Optical data

Colour temperature (K)	2700
Light colour	Homelight
CRI (Ra)	80
Colour Variation Initial (SDCM)	SDCM6
Colour Consistency (SDCM)	6
Luminous Intensity (cd)	800
Beam Angle (°)	36
Photobiological Risk Group	RG1
Lumen maintenance at end of nominal life (%)	70

Electrical data

Wattage (W)	4.4
Equivalent watt (W)	35
Product Voltage (V)	12
Control gear required	No
No. Of switching cycles before premature failures	>50000
Transformer required	Yes
Dimmable	Yes
Inrush Current (A)	6.5
Inrush Duration (µs)	500
Lamp Energy Label (class)	F

Lifetime data

Lifespan L70 B50	25000
Average life (Nominal) (h)	25000
Average life (Rated) (h)	25000

Physical data

Nominal Product Length (mm)	44
Nominal Product Diameter (mm)	50
Weight (kg)	0.03

Packaging

Single packaging type	Carton
Product EAN number	5410288292144
Packaging single length / height (cm)	6.1
Packaging single width (cm)	5.1
Packaging single depth (cm)	8.2

RefLED Superia Retro MR16 DIMMABLE

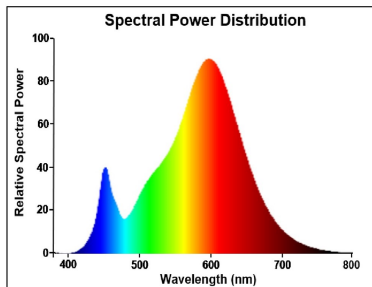
RefLED Superia Retro MR16 V2 345LM DIM 827 36 SL
0029214

DUN14 (inner)	25410288292148
Units per inner package	6
Packaging inner length / height (cm)	16.4
Packaging inner width (cm)	13.2
Packaging inner depth (cm)	9.3
DUN14 (outer)	15410288292141
Units per outer package	48
Packaging outer length / height (cm)	34.6
Packaging outer width (cm)	28.2
Packaging outer depth (cm)	20.8

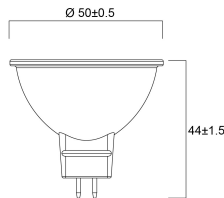
Safety data

Optimal operating condition (°C)	-20-40
Breakage cleaning instructions	Not applicable
Special purpose lamp	No
Dry applications use only	Yes
Suitable for household illumination	Yes
Safety message	Suitable for approved transf./dimmers

PHOTOMETRY



TECHNICAL DRAWINGS

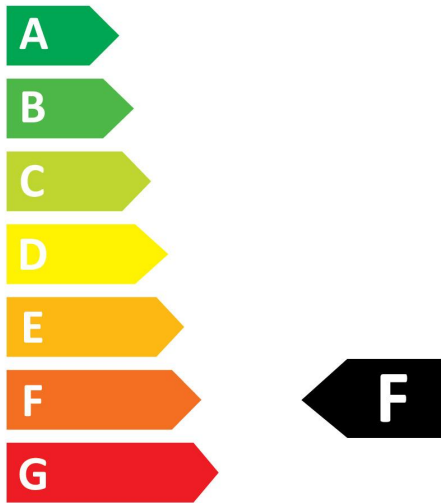


RefLED Superia Retro MR16 DIMMABLE
RefLED Superia Retro MR16 V2 345LM DIM 827 36 SL
0029214



SYLVANIA

0029214



5
kWh/1000h

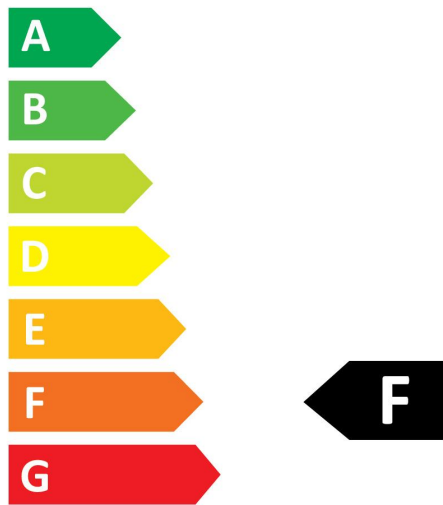


2019/2015

RefLED Superia Retro MR16 DIMMABLE
RefLED Superia Retro MR16 V2 345LM DIM 827 36 SL
0029214



0029214



5
kWh/1000h



2019/2015