



**Model Number**

**BIS510P-F201A-60**

Sheet inspection sensor for monitoring print by comparing stored images or barcode evaluation

**Features**

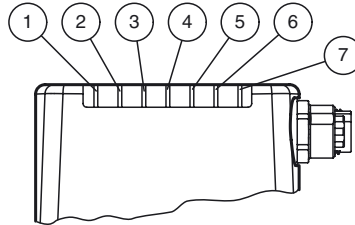
- Automatic learning of the reference image
- Automatic search for optimum image section
- Reliable on reflective surfaces through polarization filter technology
- Integrated error image memory
- Integrated illumination
- Image and barcode recognition with 10 page/s and a maximum sheet speed of 4 m/s

**Function**

The sheet identification sensor from Pepperl+Fuchs enables fast and simple monitoring of the correct sheet sequence in collating, folding and binding machines. Sheets can be monitored either by using the image comparison method or reading in barcodes printed on the sheets.

The device can be operated locally, as a stand-alone unit or in a network where several sensors are connected together. The sensor includes a camera, illumination unit and evaluating computer with digital input and output signals as well as a network interface.

**Indicating / Operating means**



1	LED DIAG2	yellow
2	LED DIAG1	yellow
3	LED POWER	green
4	LED TEACH	yellow
5	LED BAD	yellow
6	LED GOOD	yellow
7	LED TRIGGER	yellow

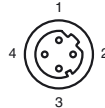
**Electrical connection**

**IO**



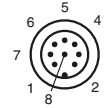
Pin	Signal
1	OUT +UB
2	IN 1
3	GND
4	IN 2
5	OUT 1

**LAN**



Pin	Signal
1	TX+ Ethernet
2	RX+ Ethernet
3	TX- Ethernet
4	RX- Ethernet

**24 V DC+IO**



Pin	Signal
1	IN Trigger
2	+UB
3	OUT Good
4	OUT Bad
5	IN Start Teach
6	OUT Ready
7	GND
8	OUT Teach Active

Release date: 2015-03-13 09:59 Date of issue: 2015-03-13 268532\_eng.xml

**Technical data****General specifications**

Light type	Integrated LED lightning (white)
Symbologies	2/5 interleaved, Code13, Code39, Code128, Pharmacode
Object size	25 mm x 25 mm
Read distance	52 mm
Depth of focus	± 5 mm
Reading field	65 mm x 40 mm
Evaluation frequency	10 Hz
Target velocity	triggered ≤ 4 m/s

**Nominal ratings**

Camera	
Type	CMOS , Global shutter
Number of pixels	752 x 480 pixels
Gray scale	256
Image recording	real-time , Program-controlled or triggered externally

**Indicators/operating means**

Operation indicator	LED green: Ready for operation
Control elements	2 x Button
LED indicator	Trigger, Good, Bad, Teach, Diag1, Diag2, PWR

**Electrical specifications**

Operating voltage	$U_B$	24 V DC ± 15% , PELV
No-load supply current	$I_0$	max. 250 mA
Power consumption	$P_0$	6 W

**Interface 1**

Interface type	Ethernet
Protocol	TCP/IP
Transfer rate	100 MBit/s
Cable length	max. 30 m

**Input**

Input voltage	to be applied externally 24 V ± 15% PELV
Number/Type	1 trigger input 1 teach input 2 input (IN1, IN2)
Input current	approx. 2 mA at 24 V DC
Switching threshold	low: < 10 V, high: > 15 V
Cable length	max. 30 m

**Output**

Number/Type	Teach active, Good, Bad, Ready
Switching type	PNP , short-circuit/overload protected
Switching voltage	to be applied externally 24 V ± 15% PELV
Switching current	max. 100 mA each output
Cable length	max. 30 m

**Ambient conditions**

Ambient temperature	0 ... 45 °C (32 ... 113 °F)
Storage temperature	-20 ... 60 °C (-4 ... 140 °F)
Relative humidity	80 % , noncondensing
Shock resistance	< 50 g
Vibration resistance	< 3 G , 11 ... 200 Hz

**Mechanical specifications**

Degree of protection	IP67
Connection	8-pin, M12x1 connector, standard (supply+IO) , 5-pin, M12x1 socket, standard (IO) , 4-pin, M12x1 socket, D-coded (LAN)

**Material**

Housing	PC/ABS
Optical face	Plastic pane
Installation	4 x M6 threading
Mass	approx. 160 g

**Compliance with standards and directives**

Standard conformity	
Noise immunity	EN 61326-1
Emitted interference	EN 61000-6-4
Degree of protection	EN 60529
Laser class	IEC 60825-1:2007

**Accessories****V19-G-ABG-PG9**

Female connector, M12, 8-pin, shielded, field attachable

**V19-G-2M-PUR-ABG**

Female cordset, M12, 8-pin, shielded, PUR cable

**V19-G-5M-PUR-ABG**

Female cordset, M12, 8-pin, shielded, PUR cable

**V1S-G**

Male cordset, M12, 4-pin, field attachable

**V1SD-G-2M-PUR-ABG-V45X-G**

Connection cable, M12 to RJ-45, PUR cable 4-pin, CAT5e

**V1SD-G-2M-PUR-ABG-V45-G**

Connection cable, M12 to RJ-45, PUR cable 4-pin, CAT5e

**V15-G-2M-PUR**

Female cordset, M12, 5-pin, PUR cable

**V15-G-5M-PUR**

Female cordset, M12, 5-pin, PUR cable

**V15-G-2M-PUR-V15-G**

Connecting cable, M12 to M12, PUR cable 5-pin

**V15S-G-5M-PUR-ABG**

Male cordset, M12, 5-pin, shielded, PUR cable

**BIS-VISUALIZER**

User-Interface "BIS-Visualizer" for image display and basic parameters of the BIS devices

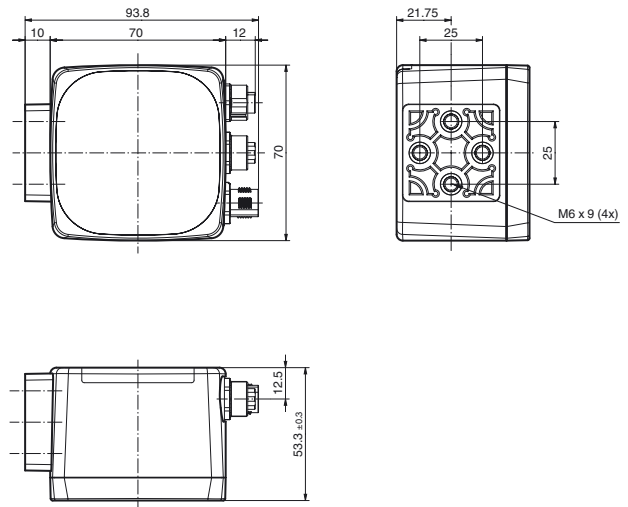
**PCV-MB1**

Mounting bracket for PCV\* read head

Additional accessories can be found in the Internet.



Dimensions



Release date: 2015-03-13 09:59 Date of issue: 2015-03-13 268532\_eng.xml

Refer to "General Notes Relating to Pepperl+Fuchs Product Information".

Pepperl+Fuchs Group  
www.pepperl-fuchs.com

USA: +1 330 486 0001  
fa-info@us.pepperl-fuchs.com

Germany: +49 621 776 4411  
fa-info@de.pepperl-fuchs.com

Singapore: +65 6779 9091  
fa-info@sg.pepperl-fuchs.com