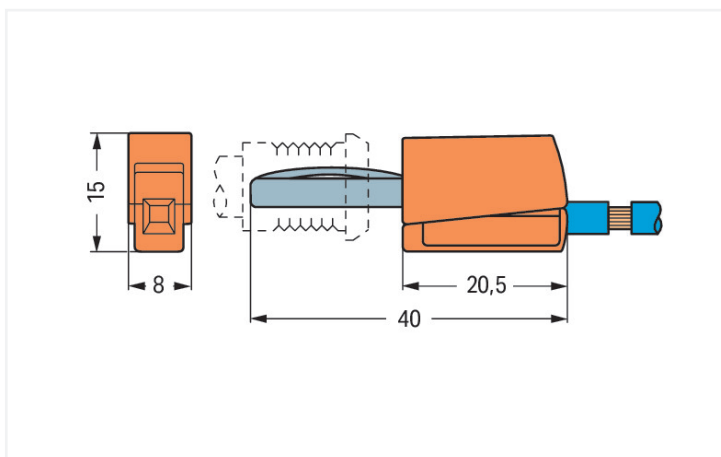


Color: ■ black



Dimensions in mm

### Technical data

Main product function	Testing accessories
Total number of potentials	1

### Electrical data

Rated current	20 A
Test voltage	42 V

### Connection data

Connection technology	CAGE CLAMP®
Strip length	9 ... 11 mm / 0.35 ... 0.43 inches
Connection points	1
Solid conductor	0.08 ... 2.5 mm <sup>2</sup> / 28 ... 14 AWG
Fine-stranded conductor	0.08 ... 2.5 mm <sup>2</sup> / 28 ... 14 AWG

### Physical data

Width	8 mm / 0.315 inches
Height	15 mm / 0.591 inches
Depth	40 mm / 1.575 inches

### Material data

Color	black
Fire load	0.041 MJ
Weight	3.9 g

### Commercial data

Product Group	2 (Terminal Block Accessories)
eCl@ss 10.0	27-44-03-13
eCl@ss 9.0	27-44-03-13
ETIM 8.0	EC002255
ETIM 7.0	EC002255
PU (SPU)	50 pcs
Packaging type	Box
Country of origin	DE
GTIN	4045454293499
Customs tariff number	85366990990

### Environmental Product Compliance

RoHS Compliance Status	Compliant, No Exemption
------------------------	-------------------------

### Downloads

#### Environmental Product Compliance



##### Compliance Search

Environmental Product  
Compliance 215-311






### Documentation



#### Bid Text

215-311	19.02.2019	xml 3.02 KB	
215-311	19.09.2017	doc 24.50 KB	

## CAD/CAE-Data

CAD data	CAE data
2D/3D Models 215-311 	EPLAN Data Portal 215-311 
	WSCAD Universe 215-311 


## Installation Notes



Conductor termination: Press button fully, insert stripped conductor into square entry and release.

Strip conductor to 9 ... 11 mm (0.35 ... 0.43 inch).

## Testing



Testing via banana plug.  
Picture shows a test plug adapter (209-170).