
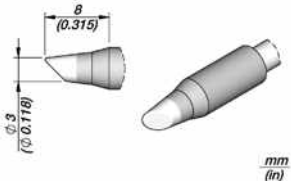
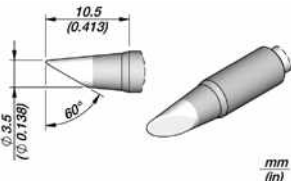
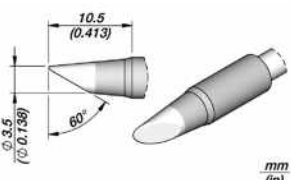
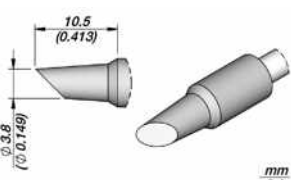
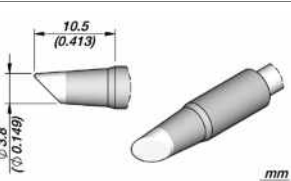
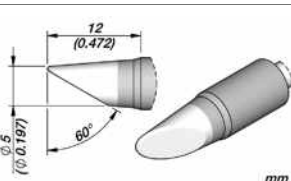
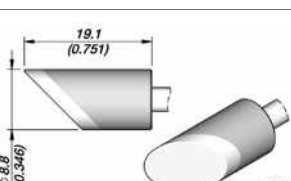

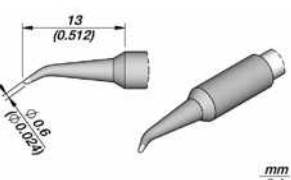


**C245** Cartridges for **T245** Handles

	Ref.	Description	Image	Suggested components	Compatible with
	<b>C245-812</b>	Cartridge Bevel Ø 3 L		Drag soldering Through hole	Stations: CD, CDE, DI, DDE, DME Tools: T245 range
	<b>C245-056</b>	Cartridge Bevel Ø 3.5 HT		Drag soldering Through hole	Stations: CD, CDE, DI, DDE, DME Tools: T245 range
	<b>C245-256</b>	Cartridge Bevel Ø 3.5 HT L		Drag soldering Through hole	Stations: CD, CDE, DI, DDE, DME Tools: T245 range
	<b>C245-797</b>	Cartridge Bevel Ø 3.8		Hoof Tip with reduced tinned surface, ideal for touch-up	Stations: CD, CDE, DI, DDE, DME Tools: T245 range
	<b>C245-951</b>	Cartridge Bevel Ø 3.8 HT		Drag soldering Through hole	Stations: CD, CDE, DI, DDE, DME Tools: T245 range
	<b>C245-766</b>	Cartridge Bevel Ø 5		Wide area	Stations: CD, CDE, DI, DDE, DME Tools: T245 range
	<b>C245-301</b>	Cartridge Bevel Ø 8.8		Wide area	Stations: CD, CDE, DI, DDE, DME Tools: T245 range
	<b>C245-748</b>	Cartridge Bevel Bent Ø 0.6 S1		Package 0603 Through hole	Stations: CD, CDE, DI, DDE, DME Tools: T245 range