

Fair-Surface type with no protrusion of snap or hinge parts

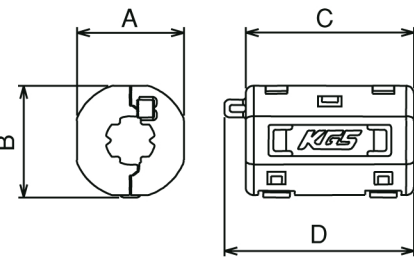
Feature

- Split cores with plastic housing for easy installation on wired cables and cables with connectors.
- Cable tie fixture enables assistance of wire bundling and fixing on harness. (Except GRFC-3/4)
- Harness guide provides easy harness winding and prevents pinching.

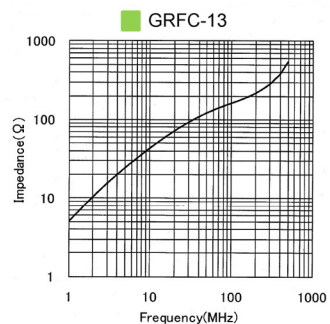
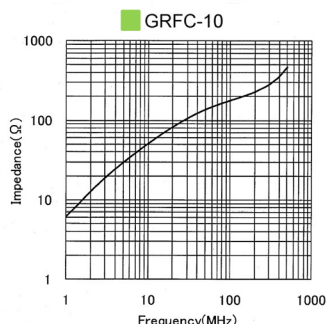
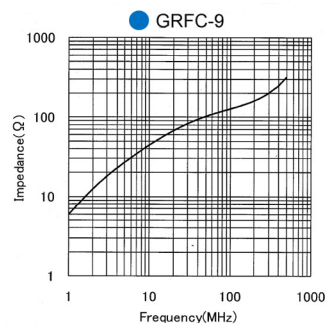
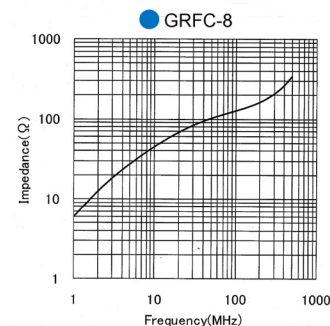
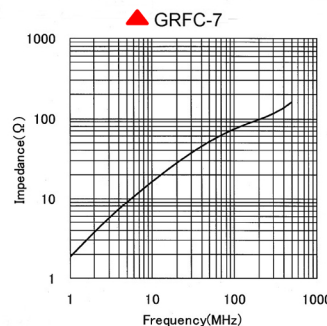
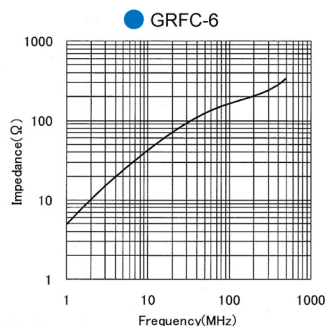
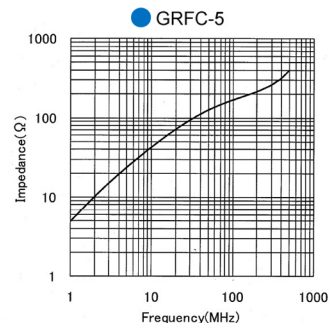
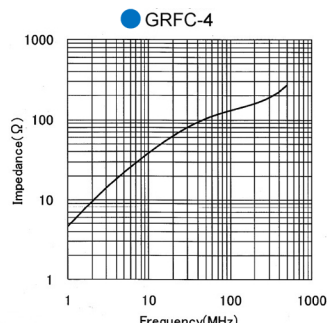
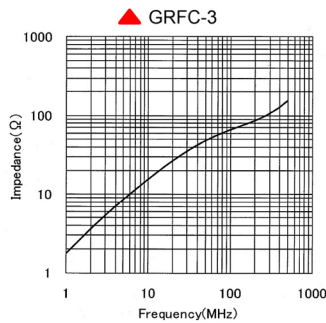
Material

- Ferrite Core : Soft ferrite
- Housing: PA66 (Color:Light gray / Flammability UL94V-0, Color black / Flammability: UL94V-2)
- Black type has „BK“ at the end of the part number.

Unit:mm



Part No.	A	B	C	D	Applicable cable diameter	Impedance* Ω/100MHz (1 turn)
GRFC-3	13.7	13.5	18.0	—	φ 3.0~4.0	≧ 35
GRFC-4	13.7	13.5	27.5	—	φ 3.5~4.5	≧ 75
GRFC-5	18.1	18.4	31.5	35.5	φ 4.5~5.5	≧ 100
GRFC-6	18.1	18.4	31.5	35.5	φ 5.5~6.5	≧ 100
GRFC-8	20.1	20.4	31.5	35.5	φ 7.5~8.5	≧ 75
GRFC-9	20.1	20.4	31.5	35.5	φ 8.5~9.5	≧ 75
GRFC-10	26.3	26.4	32.4	37.2	φ 9.5~10.5	≧ 105
GRFC-13	29.1	29.4	31.5	36.3	φ 12.5~13.5	≧ 95
GRFC-7	14.25	15.8	20.0	24.0	φ 7max	≧ 45

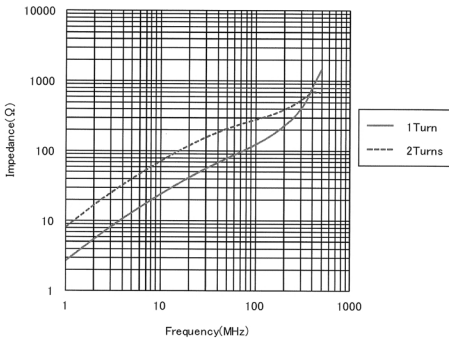


Test condition	Symbol	Wire: UEW φ 0,5 mm / Length: 50 mm / 1 Turn
	●	Wire: UEW φ 0,5 mm / Length: 80 mm / 1 Turn
	■	Wire: UEW φ 0,5 mm / Length: 100 mm / 1 Turn

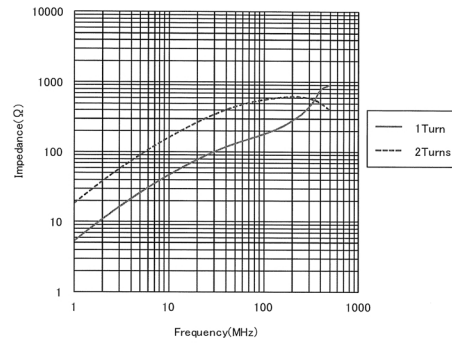
*RF Impedance Material Analyzer Agilent E4991A

※The values are measured data for reference, not guaranteed.

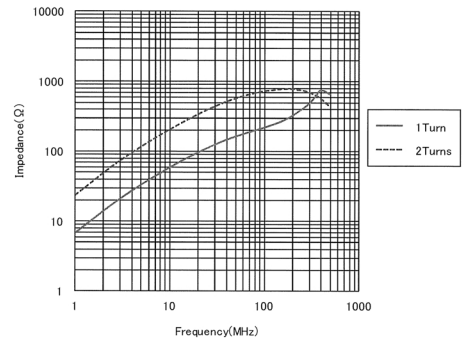
GRFC-3



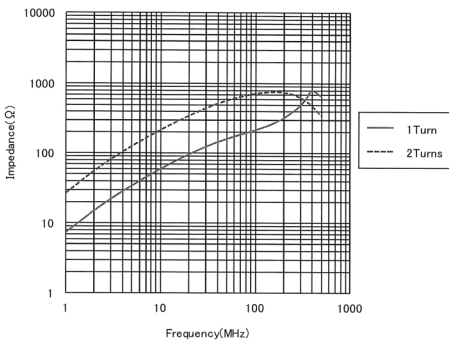
GRFC-4



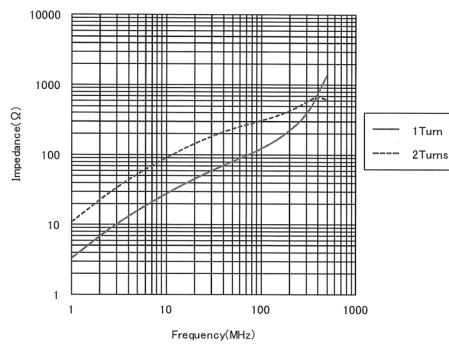
GRFC-5



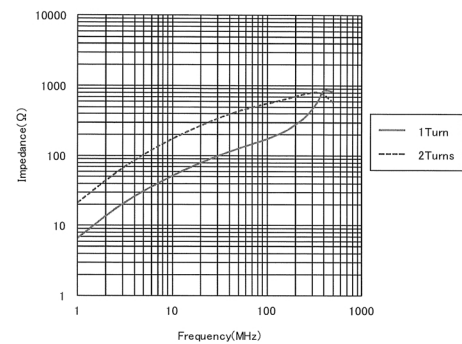
GRFC-6



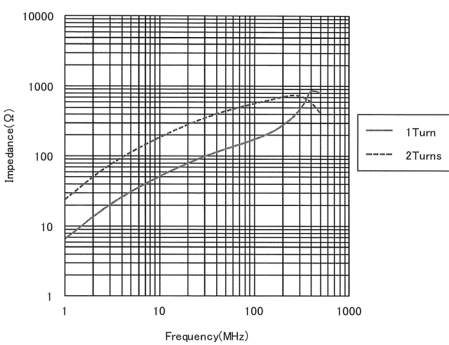
GRFC-7



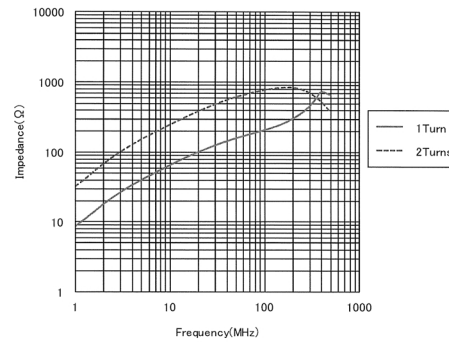
GRFC-8



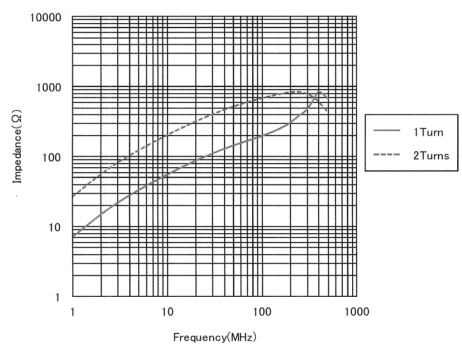
GRFC-9



GRFC-10



GRFC-13



Wire: AWG ϕ 0,5 mm / Length: 165 mm / 1 & 2 Turn

*RF Impedance / Material Analyzer Agilent E4991A