



**M8 Connector**

TE Internal #: T4011008031-000

Standard Circular Connectors, Wire-to-Wire, 3 Position, Sealable, Wire & Cable, Signal, Brass, A Polarization Code, Polyamide 66 GF25, M8 Connector

[View on TE.com >](#)

Connectors > Circular Connectors > Standard Circular Connectors > M8 Field Installable



Connector System: **Wire-to-Wire**

Number of Positions: **3**

Sealable: **Yes**

Connector & Contact Terminates To: **Wire & Cable**

Contact Current Rating (Max): **3 A**

[All M8 Field Installable \(16\)](#)

**Features**

**Product Type Features**

Prewired	No
Product Type	Connector Assembly
Accessory Color	Black
Assembly Type	Electrical Connector
Connector System	Wire-to-Wire
Sealable	Yes
Connector & Contact Terminates To	Wire & Cable
Circular Connector Type	Plug
Shell Type	Metal

**Configuration Features**

Factory Installed Backshell	With
Keying	A
Number of Positions	3



Number of Power Positions	0
Number of Signal Positions	7
Contacts Preloaded	Yes

#### Electrical Characteristics

Operating Voltage	60 VAC
-------------------	--------

#### Body Features

Peripheral Seal Material	Silicone
Environmental Protection	IP67
O-Ring Material	Silicone
Environmental Protection Type	Elastomer Sealed
Shell Base Material	Brass
Circular Connector Insulation Material Type	Polyamide 66 GF25

#### Contact Features

Contact Current Rating (Max)	3 A
Reverse Gender	No
Circular Connector Contact Type	Pin

#### Mechanical Attachment

Mating Retention Type	Threaded Coupling
Mating Alignment	With
Polarization Code	A
Mating Alignment Type	Keyed

#### Housing Features

Circular Connector Shell Size	12
-------------------------------	----

#### Dimensions

Wire Size	.25 – .14 mm <sup>2</sup>
-----------	---------------------------

#### Usage Conditions

IP Dust Sealing Level	6
IP Water Sealing Level	IP67
Operating Temperature Range	-40 – 85 °C[-40 – 185 °F]

#### Operation/Application

Durability Rating	100 Cycles
-------------------	------------



Circuit Application	Signal
---------------------	--------

Shielded	Yes
----------	-----

### Industry Standards

UL Flammability Rating	UL 94HB
------------------------	---------

### Other

Field Serviceable	Yes
-------------------	-----

## Product Compliance

[For compliance documentation, visit the product page on TE.com>](#)

EU RoHS Directive 2011/65/EU	Compliant with Exemptions
------------------------------	---------------------------

EU ELV Directive 2000/53/EC	Compliant with Exemptions
-----------------------------	---------------------------

China RoHS 2 Directive MIIT Order No 32, 2016	Restricted Materials Above Threshold
-----------------------------------------------	--------------------------------------

EU REACH Regulation (EC) No. 1907/2006	<p>Current ECHA Candidate List: JUNE 2023 (235)</p> <p>Candidate List Declared Against: JUNE 2023 (235)</p> <p>SVHC &gt; Threshold:</p> <p>Pb (4% in Component Part)</p> <p><b>Article Safe Usage Statements:</b> Do not eat, drink or smoke when using this product. Wash thoroughly after handling. Recycle if possible and dispose of the article by following all applicable governmental regulations relevant to your geographic location.</p>
----------------------------------------	---------------------------------------------------------------------------------------------------------------------------------------------------------------------------------------------------------------------------------------------------------------------------------------------------------------------------------------------------------------------------------------------------------------------------------------------------------

Halogen Content	Not Low Halogen - contains Br or Cl > 900 ppm.
-----------------	------------------------------------------------

Solder Process Capability	Not applicable for solder process capability
---------------------------	----------------------------------------------


#### Product Compliance Disclaimer

This information is provided based on reasonable inquiry of our suppliers and represents our current actual knowledge based on the information they provided. This information is subject to change. The part numbers that TE has identified as EU RoHS compliant have a maximum concentration of 0.1% by weight in homogenous materials for lead, hexavalent chromium, mercury, PBB, PBDE, DBP, BBP, DEHP, DIBP, and 0.01% for cadmium, or qualify for an exemption to these limits as defined in the Annexes of Directive 2011/65/EU (RoHS2). Finished electrical and electronic equipment products will be CE marked as required by Directive 2011/65/EU. Components may not be CE marked. Additionally, the part numbers that TE has identified as EU ELV compliant have a maximum concentration of 0.1% by weight in homogenous materials for lead, hexavalent chromium, and mercury, and 0.01% for cadmium, or qualify for an exemption to these limits as defined in the Annexes of Directive 2000/53/EC (ELV). Regarding the REACH Regulation, the information TE provides on SVHC in articles for this part number is based on the latest European Chemicals Agency (ECHA) 'Guidance on requirements for substances in articles' posted at this URL: <https://echa.europa.eu/guidance-documents/guidance-on-reach>

## Compatible Parts




TE Part # T4031017031-000  
M8.FMLE.PNLREAR.3POS.STR



TE Part # CAT-C73765-M1C  
M8 Panel Mount PCB



TE Part # T4073014031-001  
M8.FMLE.PNLFRONT.3POS.STR WIRE



TE Part # 2-2172068-2  
M8 FEMALE R/A PNL.3P.PCB (AU)



TE Part # 2-2172088-2  
M8.FMLE.PNLREAR.3POS.STR.WIRE



TE Part # 2273013-1  
M8 Female Panel Mld Rear Mt M8 fast pigt



TE Part # 2120959-1  
M8 FEMALE SOCKET WITH WIRES, 0.25 SQMM



TE Part # 224150-E  
M08 F 3 A H S \* 207 16,3 094 \*\*\*\* 000



TE Part # 234233-E  
M08 F 3 A H S \* 207 16,3 094 \*\*\*\* 001



TE Part # 464431-E  
M08 F 3 A H S \* 301 16,3 094 \*\*\*\* V 000



TE Part # 464643-E  
M08 F 3 A H S \* 207 16,3 094 \*\*\*\* 999



TE Part # 484599-E  
M08 F 3 A H S \* 207 16,3 094 \*\*\*\* P00



TE Part # T4071017031-002  
M8.FMLE.PNLREAR.3POS.STR WIRE, 0.5M WIRE



TE Part # T4041017031-001  
M8 REAR MOUNT,FEMALE,3P, SOLDER PCB




TE Part # T4073014031-003  
M8.FMLE.PNLFRONT.3POS.STR WIRE, 1.0M

Also in the Series | **M8 Connector**

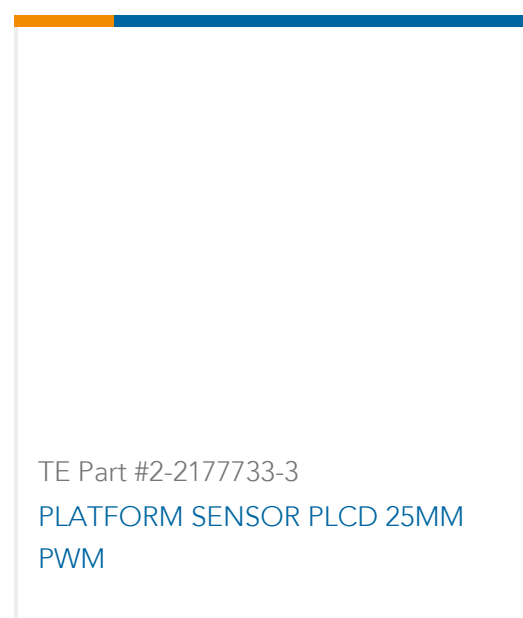
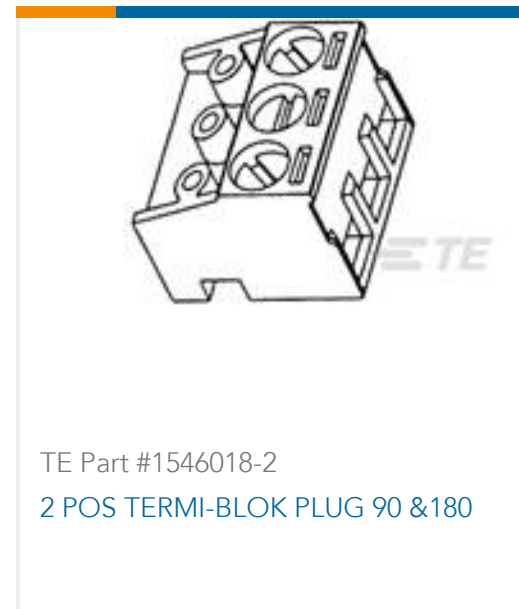


M8/M12 Cable Assemblies(147)



Standard Circular Connectors(72)

Customers Also Bought



## Documents

### Product Drawings

M8,SCREW, MALE,S,UNSHIELD,3P,GOLD

English

### CAD Files

3D PDF

3D

Customer View Model

ENG\_CVM\_CVM\_T4011008031-000\_C.2d\_dxf.zip

English

Customer View Model

ENG\_CVM\_CVM\_T4011008031-000\_C.3d\_igs.zip

English

Customer View Model

ENG\_CVM\_CVM\_T4011008031-000\_C.3d\_stp.zip

English

By downloading the CAD file I accept and agree to the [Terms and Conditions](#) of use.

### Datasheets & Catalog Pages



[M8 / M12 Connector System Catalog](#)

English

[M8 / M12 Connector System Catalog](#)

Japanese

---

[Product Specifications](#)

[Application Specification](#)

English

[Application Specification](#)

English

---

[Product Environmental Compliance](#)

[Product Compliance](#)

English

[Product Compliance](#)

English

---

[Agency Approvals](#)

[UL](#)

English