

RefLED Retro Superia ES50 DIMMABLE

RefLED Superia Retro ES50 V3 450LM DIM 827 36 SL
0029131



Product features

- Premium performance professional LED GU10 range with the same look and feel of traditional halogen GU10 lamp
- Recreates backlight effect similar to halogen dichroic lamps
- Full glass design - means no colours clashing between lamp and fixture
- Very long lifetime of up to 25,000 hours
- COOLFIT functionality - ensures overheat and over temperature protection
- High switching cycles: >100,000
- High colour rendering: CRI80
- Dimmable with approved dimmers
- Warranty: 5 Years



PRODUCT OVERVIEW

Product name	RefLED Superia Retro ES50 V3 450LM DIM 827 36 SL
Technology	LED
Watt (Rated) (W)	5
Type	LED exchangeable
Fixture rating	Open
General application	Education, Hospitality, Museums & Galleries, Office, Residential & Consumer, Retail
ETIM Class	EC001959
E-number FI	4741025
Warranty	5 years
Colour temperature (K)	2700
Light colour	Homelight
CRI (Ra)	80
Colour Variation Initial (SDCM)	SDCM6
Colour Consistency (SDCM)	6
Beam Angle (°)	36
Photobiological Risk Group	RG1
Wattage (W)	5
Product Voltage (V)	230
Dimmable	Yes
Average life (Nominal) (h)	25000
Product EAN number	5410288291314

DATA TABLE

General data

Product name	RefLED Superia Retro ES50 V3 450LM DIM 827 36 SL
Technology	LED
Watt (Rated) (W)	5
Type	LED exchangeable
Fixture rating	Open

RefLED Retro Superia ES50 DIMMABLE

RefLED Superia Retro ES50 V3 450LM DIM 827 36 SL
0029131

General application	Education, Hospitality, Museums & Galleries, Office, Residential & Consumer, Retail
Operating temperature range (°C)	-20°C...+50°C
Performance ambient temperature Tq (°C)	25
ETIM Class	EC001959
E-number FI	4741025
Warranty	5 years

Optical data

Colour temperature (K)	2700
Light colour	Homelight
CRI (Ra)	80
Colour Variation Initial (SDCM)	SDCM6
Colour Consistency (SDCM)	6
Luminous Intensity (cd)	800
Beam Angle (°)	36
Photobiological Risk Group	RG1
Lumen maintenance at end of nominal life (%)	70

Electrical data

Wattage (W)	5
Equivalent watt (W)	60
Product Voltage (V)	230
Control gear required	No
No. Of switching cycles before premature failures	>100000
Transformer required	No
Dimmable	Yes
Inrush Current (A)	0.46
Inrush Duration (µs)	28
Lamp Energy Label (class)	F
Max. Luminaires per 16A C Breaker	667
Max. Luminaires per 16A B Breaker	667

Lifetime data

Lifespan L70 B50	25000
Average life (Nominal) (h)	25000
Average life (Rated) (h)	25000

Physical data

Nominal Product Height (mm)	54
Nominal Product Diameter (mm)	50
Weight (kg)	0.05

Packaging

Single packaging type	Carton
Product EAN number	5410288291314
Packaging single length / height (cm)	6.1

RefLED Retro Superia ES50 DIMMABLE

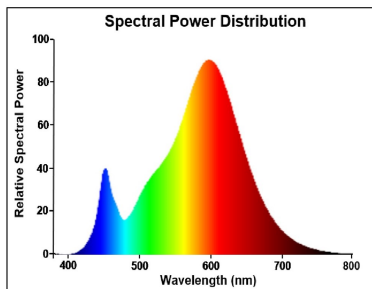
RefLED Superia Retro ES50 V3 450LM DIM 827 36 SL
0029131

Packaging single width (cm)	5.1
Packaging single depth (cm)	8.2
DUN14 (inner)	25410288291318
Units per inner package	6
Packaging inner length / height (cm)	19.5
Packaging inner width (cm)	11.4
Packaging inner depth (cm)	9.6
DUN14 (outer)	15410288291311
Units per outer package	60
Packaging outer length / height (cm)	20.8
Packaging outer width (cm)	21.5
Packaging outer depth (cm)	68.9

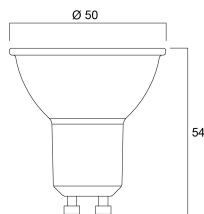
Safety data

Optimal operating condition (°C)	-20-50
Breakage cleaning instructions	Not applicable
Special purpose lamp	No
Dry applications use only	Yes
Suitable for household illumination	Yes
Safety message	Dimmable with approved dimmers

PHOTOMETRY



TECHNICAL DRAWINGS

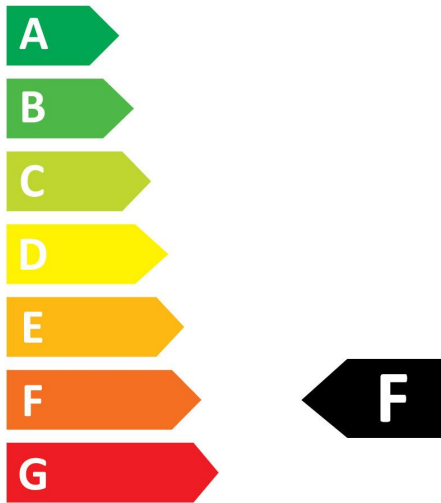


RefLED Retro Superia ES50 DIMMABLE
RefLED Superia Retro ES50 V3 450LM DIM 827 36 SL
0029131



SYLVANIA

0029131



5
kWh/1000h

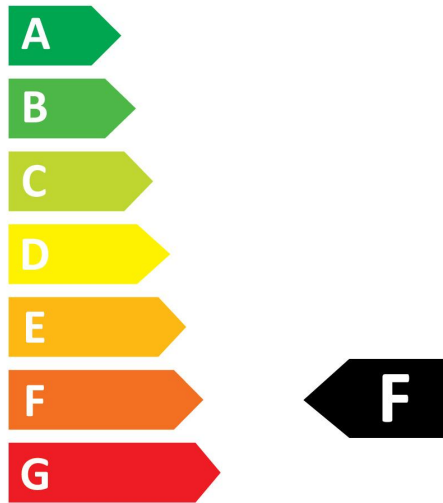


2019/2015

RefLED Retro Superia ES50 DIMMABLE
RefLED Superia Retro ES50 V3 450LM DIM 827 36 SL
0029131



0029131



5
kWh/1000h

