

CIRCUIT BREAKER 400V 6KA, 2POLE, C, 0.3A



Figure similar

Model		
product brand name		SENTRON
Product designation		Miniature circuit breakers
Design of the product		5SL miniature circuit breakers
General technical data		
Number of poles		2
Number of poles / Note		2P
Tripping characteristic class		C
circuit-breaker / Design		5SL6
Mechanical service life (switching cycles) / typical		20 000
Overvoltage category		3
Voltage		
Insulation voltage		
<ul style="list-style-type: none"> with multi-phase operation / with AC / Rated value 	V	440
Supply voltage		
Supply voltage frequency / Rated value	Hz	50
Protection class		
Protection class IP		IP20, with connected conductors
Energy limiting class		3
Switching capacity		
Switching capacity current		
<ul style="list-style-type: none"> acc. to EN 60898 / Rated value 	kA	6

- acc. to IEC 60947-2 / Rated value

kA	6
----	---

Dissipation

Active power loss

- for rated value of the current / with AC / in hot operating state / per pole

W	0.9
---	-----

Electricity

rated current I_n / IEC, DIN/VDE / at 40 Cel	A	0.2818
--	---	--------

Current / with AC / Rated value	A	0.3
---------------------------------	---	-----

Main circuit

Operating voltage

- minimum
- for DC / Rated value / maximum
- with multi-phase operation / with AC / maximum

V	24
V	60
V	440

Product details

Product feature / Touch protection		Yes
------------------------------------	--	-----

Product property

- halogen-free
- sealable
- silicon-free

Yes
Yes
Yes

Product expansion / can be installed / supplementary devices		Yes
--	--	-----

Product function

Product function / neutral conductor switching		No
--	--	----

Number

Number of test cycles / for environmental testing / acc. to IEC 60068-2-30		6
--	--	---

Connections

Connectable conductor cross-section / stranded

- minimum
- maximum

mm ²	0.75
mm ²	35

Connectable conductor cross-section

- solid
 - minimum
 - maximum
- finely stranded / with core end processing
 - minimum
 - maximum

mm ²	0.75
mm ²	35
mm ²	0.75
mm ²	25

Tightening torque / with screw-type terminals

- minimum
- maximum

N·m	2.5
N·m	3

Mechanical Design		
Height	mm	90
Width	mm	36
Depth	mm	76
mounting position		any
Installation depth	mm	70
Number of width units		2


Environmental conditions		
Influence of the surrounding temperature		Periodically +55°C, max. 95% humidity
Ambient temperature		
• minimum	°C	-25
• maximum	°C	45
• during storage / minimum	°C	-40
• during storage / maximum	°C	75

Certificates		
Equipment marking		
• acc. to DIN EN 61346-2		F
• acc. to DIN EN 81346-2		F

General Product Approval



[other](#)

General Product Approval	Declaration of Conformity	Test Certificates	other
TSE		other	other



Further information

Information- and Downloadcenter (Catalogs, Brochures,...)

<http://www.siemens.com/lowvoltage/catalogs>

Industry Mall (Online ordering system)

<https://eb.automation.siemens.com/mall/en/WW/Catalog/Product/5SL62147>

Service&Support (Manuals, Certificates, Characteristics, FAQs,...)

<http://support.automation.siemens.com/WW/view/en/5SL62147/all>

Image database (product images, 2D dimension drawings, 3D models, device circuit diagrams, ...)

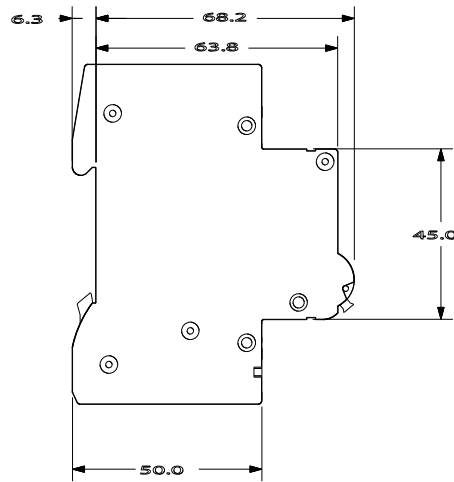
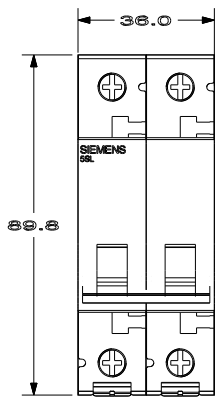
http://www.automation.siemens.com/bilddb/cax_en.aspx?mlfb=5SL62147

CAX-Online-Generator

<http://www.siemens.com/cax>

Tender specifications

<http://ausschreibungstexte.siemens.com/tiplv>



last modified:

11.03.2015