



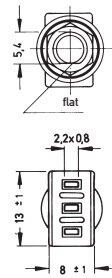
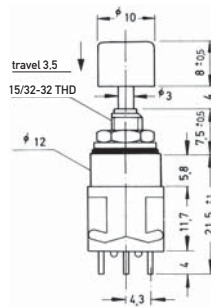
# Miniature Pushbutton Switches waterproof

**Models:** Switching functions

**SPDT**

MPE 106 F  
MPE 106 D

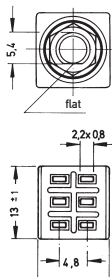
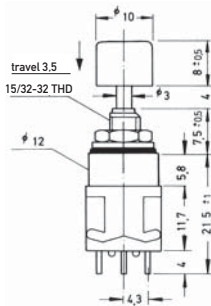
\* on - mom  
on - on



**DPDT**

MPE 206 R  
MPE 206 N

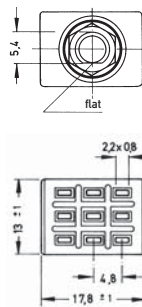
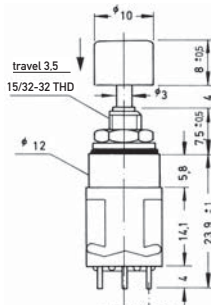
\* on - mom  
on - on



**3PDT**

MPE 306 F  
MPE 306 D


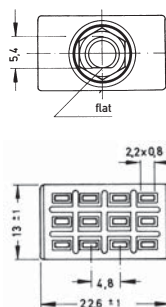
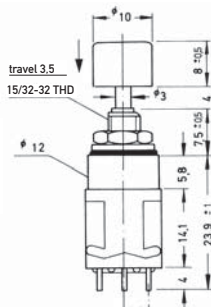
\* on - mom  
on - on



**4PDT**

MPE 406 R  
MPE 406 N

\* on - mom  
on - on



\* When looking at the brand name the normally closed contact is on the right-hand side.