




# Power Quality Analysers

## Selection Guide for Clamps
















Part No.	Smart Clamps	Description	Target application	MI 2892 Power Master	MI 2885 Master Q4	MI 2883 Energy Master
A 1501		• 1-phase mini flexible current clamp 3000/300/30 A / 1V	Single phase flexible current clamp with three selectable measuring ranges. Does not require external power supply as it is powered by the measuring instrument.	•	•	•
A 1502		• 1-phase mini flexible current clamp 3000/300/30 A / 1V	Single phase flexible current clamp with three selectable measuring ranges. Does not require external power supply as it is powered by the measuring instrument.	•	•	•
A 1503		• 1-phase mini flexible current clamp 6000/600/60 A / 1V	Single phase flexible current clamp with three selectable measuring ranges. Does not require external power supply as it is powered by the measuring instrument.	•	•	•
A 1281		• Current clamp 0.5/5/100/1000 A / 1V	High accuracy current clamp 0.5/ 5/100/1000 A / 1V for precise current and power measurements including leakage current measurement.	•	•	•
A 1227		• 1-phase flexible current clamp 3000/300/30 A / 1V	Single phase flexible current clamp with three selectable measuring ranges. Does not require external power supply as it is powered by the measuring instrument.	•	•	•
A 1445		• 1-phase flexible current clamp 3000/300/30 A / 1V	Single phase flexible current clamp with three selectable measuring ranges. Does not require external power supply as it is powered by the measuring instrument.	•	•	•
A 1446		• 1-phase flexible current clamp 6000/600/60 A / 1V	Single phase flexible current clamp with three selectable measuring ranges. Does not require external power supply as it is powered by the measuring instrument.	•	•	•
A 1391 PQA		• Current clamp 40/300 A / 1V	AC + DC current clamp 40/300 A / 1V with jaw opening 25 mm for power measurements. Battery Life, 66 hours typical (Alkaline).	•	•	•
A 1033		• Current clamp 1000 A / 1V	High accuracy current clamp 1000 A / 1V with jaw opening 52 mm and fixed 1.5 m cable for power measurements with Metrel power quality analysers.	•	•	•
A 1588		• Current clamp 0.5/5/50 A	High accuracy current clamp 0.5/5/50 A for precise current and power measurements including leakage current measurement	•	•	•
A 1636		• Current clamp: DC 2000 A ; AC: 1000 A	DC current clamp 2000 A; AC current clamp 1000 A with jaw opening 73 mm (fi 68 mm) for power measurements (photo voltaic) Battery operated (9V)	•	•	•
A 1122		• Mini current clamp 5 A / 1V	Mini current clamp 5 A / 1V with jaw opening 15 mm for power measurements. Requires A 1561 connection cable.	•	•	•
A 1069		• Mini current clamp 100 A / 1V	Mini current clamp 100 A / 1V with jaw opening 15 mm for power measurements. Requires A 1561 connection cable.	•	•	•
A 1287		• 1-phase flexible current clamp 3000/300/30 A / 1V	Single phase flexible current clamp with three selectable measuring ranges. Powered by alkaline or rechargeable batteries.	•	•	•
A 1037		• Current transformer 5 A / 1V	3-phase transformer for power measurements on distribution panels with 5 A nominal output current.	•	•	•

### SMART CLAMPS KEY FEATURES:

- Cover wide current range;
- Are automatically recognized by the instrument;
- Are switchless (range selection on the instrument);
- Do not require external power supply.

# Power Quality Analysers

## Selection Guide for Clamps

Part No.	Type	Jaw opening/loop	Ranges	Measurement Ranges	RMS accuracy 50/60 Hz	Phase accuracy 50/60 Hz	RMS accuracy 1500 Hz	Phase accuracy 1500 Hz	Overvoltage category; IP
A 1501	 s-Flex	fi 7 cm	30 A 300 A 3000 A	3 A ... 60 A 5 A ... 600 A 50 A ... 6000 A	± 1 % ± 1 % ± 1 %	< 1°	± 3 %	< 10°	CAT IV / 600 V; IP 64
A 1502	 s-Flex	fi 14 cm	30 A 300 A 3000 A	3 A ... 60 A 5 A ... 600 A 50 A ... 6000 A	± 1 % ± 1 % ± 1 %	< 1°	± 3 %	< 10°	CAT IV / 600 V; IP 64
A 1503	 s-Flex	fi 27 cm	60 A 600 A 6000 A	6 A ... 120 A 10 A ... 1200 A 100 A ... 12000 A	± 1 % ± 1 % ± 1 %	< 1°	± 3 %	< 10°	CAT IV / 600 V; IP 64
A 1281	 Iron	5.2 cm	0.5 A 5 A 100 A 1000 A	50 mA ... 1 A 0.5 A ... 10 A 10 A ... 175 A 100 A ... 1200 A	± 0,5 % ± 0,5 % ± 0,5 % ± 1,2 %	< 0.5°	± 1.5 %	< 1.5°	CAT III / 600 V; IP 20
A 1227	 Flex	fi 14 cm	30 A 300A 3000 A	3 A ... 60 A 10 A ... 600 A 60 A ... 6000 A	± 1 % ± 1 % ± 1 %	< 1°	± 3 %	< 10°	CAT IV / 600 V; IP 64
A 1445	 Flex	fi 19 cm	30 A 300A 3000 A	3 A ... 60 A 10 A ... 600 A 60 A ... 6000 A	± 1 % ± 1 % ± 1 %	< 1°	± 3 %	< 10°	CAT IV / 600 V; IP 64
A 1446	 Flex	fi 27 cm	60 A 600A 6000 A	6 A ... 120 A 20 A ... 1200 A 120 A ... 12000 A	± 1 % ± 1 % ± 1 %	< 1°	± 3 %	< 10°	CAT IV / 600 V; IP 64
A 1391 PQA	 Iron	2.5 cm	40 A 300 A	2 A ... 40 A 20 A ... 300 A	± 3 % ± 3 %	< 3°	± 3 %	< 10°	CAT IV / 600 V; IP 64
A 1033	 Iron	5.2 cm	1000 A 100 A	50 A ... 1200 A 5 A ... 200 A	± 2 % ± 3 %	< 2°	± 3.5 %	< 3°	CAT III / 600 V; IP 20
A 1588	 Iron	40 mm	0.5A 5A 50A	50 mA ... 1.5 A 0.5 A ... 15 A 5 A ... 150 A	0.5 % 0.5 % 0.5 %	< 0.5 °	1.5 %	< 3 °	CAT II / 600 V; IP 40
A 1636	 Iron	73mm	DC: 2000 A AC: 1000 A	DC: 40 A ... 2000 A AC: 20 A ... 1000 A	2 % FS	< 3 °	2 % FS-	< 6 °	CAT III / 600 V; IP 40
A 1122	 Iron	1.5 cm	5 A 0.5 A	250 mA ... 10 A 25 mA ... 1 A	± 1 % ± 1 %	< 6°	± 3 %	< 6°	CAT III / 600 V; IP 20
A 1069	 Iron	1.5 cm	100 A 10 A	5 A ... 200 A 500 mA ... 20 A	± 1 % ± 1 %	< 3°	± 3 %	< 2°	CAT III / 600 V; IP 20
A 1287	 Flex	fi 14 cm	30 A 300 A 3000 A	3 A ... 60 A 10 A ... 600 A 60 A ... 6000 A	± 1 % ± 1 % ± 1 %	< 1°	± 3 %	< 10°	CAT IV / 600 V; IP 64
A 1037	 Iron	N/A	0.5 A 5 A	10 mA ... 1 A 0.5 A ... 10 A	± 0,3 % ± 0,3 %	< 0.5°	± 1 %	< 1.0°	CAT III / 600 V; IP 40

Ranges are specified for pure sine wave, reduced crest factor (< 1.5),