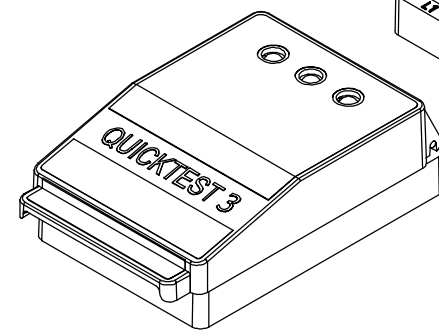
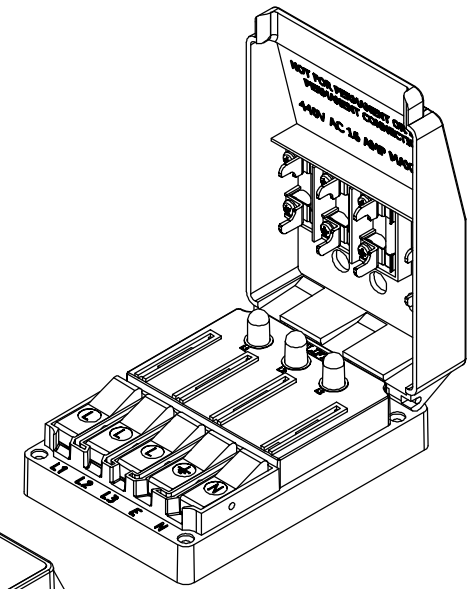
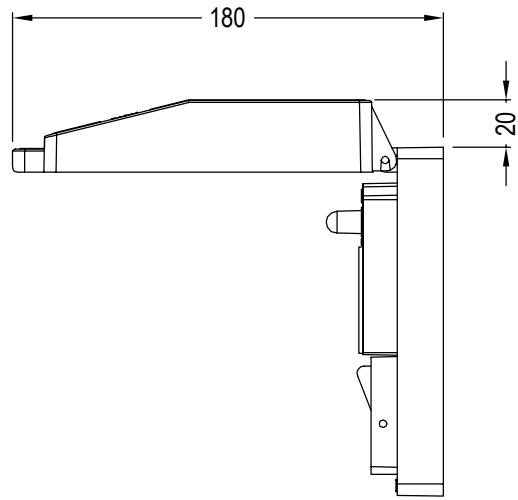
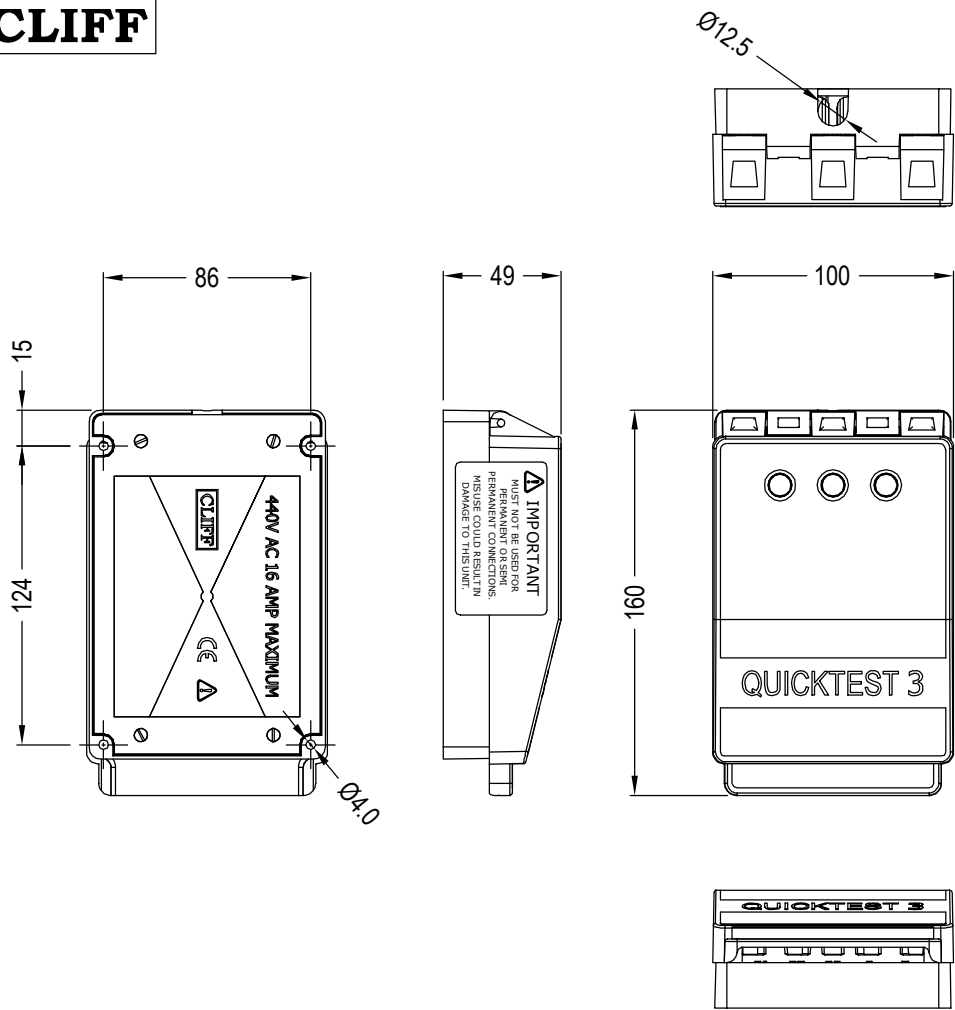


ISS.	AMEND	DATE
1	ISSUED	14/11/2014
2	DIM 15 ADDED	10/08/2015
3	VARIANTS TABLE ADD	14/10/2016



NOTES:-

1. PACKED INTO BOX WITH QT3 INSTRUCTION SHEET.
2. FITTED WITH 3x 16A QUICK-ACTING FUSE (Cliff Part No. 09.30.0003.01, Siba Ref. 189020.16 or equivalent).
3. MAXIMUM 440V AC 16A. NOT FOR PERMANENT OR SEMI-PERMANENT CONNECTIONS. SEE INSTRUCTION SHEET FOR PERMITTED DUTY CYCLES.
4. SUITABLE FOR SUPPLY CABLE Ø12.5mm MAXIMUM O.D..

PART NUMBER	REGION	BUTTON COLOURS				
		L1	L2	L3	E	N
CL18303	Europe	Brown	Black	Grey	Green	Blue
CL18304	USA	Black	Red	Blue	Green	White
CL18305	Canada	Red	Black	Blue	Green	White

RoHS COMPLIANT

TOLERANCE
 NO DEC. PLACE ±
 1 DEC. PLACE ±
 2 DEC. PLACE ±
 HOLE Ø ±
 ANGLES ±
 UNLESS OTHERWISE STATED

Cliff Electronic Components Ltd.
 76 Holmethorpe Avenue, Holmethorpe Industrial Estate,
 Redhill, Surrey, RH1 2PF, England, UK
 Tel: 01737-771375 Fax: 01737-766012 Website: www.cliffuk.co.uk

DIMENSIONS IN MILLIMETERS UNLESS OTHERWISE STATED. WORK TO DIMENSIONS. REMOVE ALL BURRS. IF IN DOUBT ASK.

3rd ANGLE PROJECTION:

DO NOT SCALE

MATERIAL: SEE PART DRAWINGS

TITLE: **QT3 - 3 PHASE QUICKTEST**

FINISH: SEE PART DRAWINGS

DRWG. No. **CL 18303**

THE CONTENTS OF THIS DOCUMENT MUST NOT BE COPIED OR DISCLOSED TO A 3rd PARTY WITHOUT WRITTEN PERMISSION OF CLIFF UK. © 2014

DRAWN: NJB

APPROVED: DPJ

FORM: A4DRWGH