

MAIN CIRCUIT BREAKER (SHU), 1POLE, E 35,
230/400V



Figure similar

Model		
product brand name		SENTRON
Design of the product		Main miniature circuit breakers
Design of the locking device		Integrated locking slide, lockable by means of a lock, wire seal and cable ties
General technical data		
Number of poles		1
Number of poles / Note		1P
Tripping characteristic class		E
circuit-breaker / Design		5SP3
Mechanical service life (switching cycles) / typical		20 000
Overvoltage category		IV
Voltage		
Insulation voltage / Rated value	V	690
Surge voltage resistance / Rated value	kV	6
Supply voltage		
Supply voltage frequency / Rated value	Hz	50
Protection class		
Protection class IP		IP40, with connected conductors
Switching capacity		
Switching capacity current		
• Rated value	kA	25
• acc. to EN 60898 / Rated value	kA	25

Dissipation		
Active power loss		
<ul style="list-style-type: none"> • for rated value of the current / with AC / in hot operating state / per pole 	W	6.9
Electricity		
rated current I _n / IEC, DIN/VDE / at 40 Cel	A	33.25
Current / with AC / Rated value	A	35
Main circuit		
Operating voltage / Rated value		
<ul style="list-style-type: none"> • minimum 	V	110
<ul style="list-style-type: none"> • maximum 	V	440
Product details		
Product component		
<ul style="list-style-type: none"> • Infeed at box terminal 		Yes
<ul style="list-style-type: none"> • saddle terminals 		Yes
Product property		
<ul style="list-style-type: none"> • Properties for main switches in accordance with EN 60204-1 		Yes
<ul style="list-style-type: none"> • sealable 		Yes
Product function		
Product function / neutral conductor switching		No
Display and operation		
Display version / for switch position indicator		OFF = green, ON = red
Connections		
Connectable conductor cross-section / stranded		
<ul style="list-style-type: none"> • minimum 	mm ²	2.5
<ul style="list-style-type: none"> • maximum 	mm ²	50
Connectable conductor cross-section		
<ul style="list-style-type: none"> • of the box terminal <ul style="list-style-type: none"> — solid / minimum — solid / maximum — stranded / minimum — stranded / maximum • solid <ul style="list-style-type: none"> — minimum — maximum • finely stranded / with core end processing <ul style="list-style-type: none"> — minimum — maximum 	mm ²	2.5
	mm ²	50
	mm ²	2.5
	mm ²	50
	mm ²	2.5
	mm ²	50
	mm ²	2.5
	mm ²	50
Position / of power supply cord		Any

Mechanical Design		
Height	mm	128
Depth	mm	76.3
Number of width units		1.5
Mounting type		standard rail
Mounting type / other installation / Note		On standard mounting rail 35 mm acc. to EN 60715

Environmental conditions		
Shock resistance		30 g, at least 3 impacts, impact duration 11 ms
Vibration resistance / acc. to IEC 60068-2-6		2 g, 20 frequency cycles 5 to 150 to 15 Hz
Ambient temperature		
• minimum	°C	-25
• maximum	°C	55
• during storage / minimum	°C	-40
• during storage / maximum	°C	70

General Product Approval	Declaration of Conformity
--------------------------	---------------------------



Further information

Information- and Downloadcenter (Catalogs, Brochures,...)

<http://www.siemens.com/lowvoltage/catalogs>

Industry Mall (Online ordering system)

<https://eb.automation.siemens.com/mall/en/WW/Catalog/Product/5SP37353>

Service&Support (Manuals, Certificates, Characteristics, FAQs,...)

<http://support.automation.siemens.com/WW/view/en/5SP37353/all>

Image database (product images, 2D dimension drawings, 3D models, device circuit diagrams, ...)

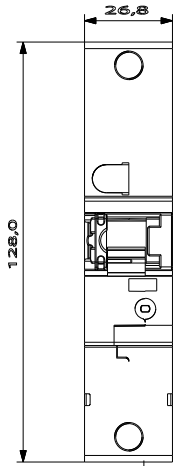
http://www.automation.siemens.com/bilddb/cax_en.aspx?mlfb=5SP37353

CAX-Online-Generator

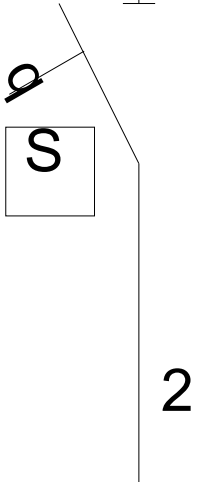
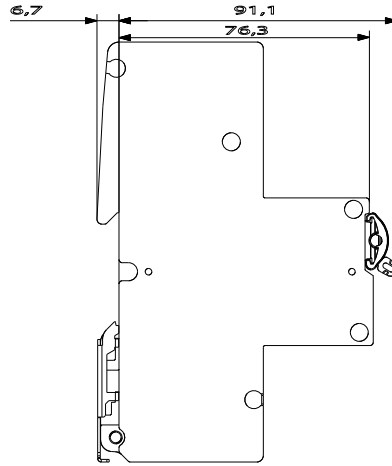
<http://www.siemens.com/cax>

Tender specifications

<http://ausschreibungstexte.siemens.com/tiplv>



X1



last modified:

11.03.2015