

The innovative SB[®] connectors provide cost-effective reliability, design flexibility and safety for your products' manufacture, installation and maintenance.


APP's 2 pole connector is available with a 120 amp rating, 600 Volts continuous AC or DC operation. There are SB[®] connectors for many applications and wire sizes, #2 to #6 AWG (33.6 to 13.3 mm²). Mechanical keys ensure connectors will only mate with connectors of the same color. Different color housings are selected to identify voltages, thus preventing mismatching of the power supply system.

FEATURES

- **Molded side grooves**
Allows for a secure panel mounting fit

- **Mechanical keyed housings**
Prevents accidental mating of components operating at different voltage levels

- **Single-piece housing and unitized construction**
Provides industrial quality and durability



PRODUCT SPECIFICATIONS

Connector Model	SB [®] 120	Connector Model	SB [®] 120
UL Current Rating (Amperes)*	120*	Life	
UL Voltage Ratings (Volts)	600*	a. No load (Contact/Disconnect Cycles)	To 10,000
Contact Barrel Wire Size (AWG)	#2 to #6	b. Under Load (Hot Plug 250 cycles @ 120V)	60A
(mm ²)	33.3 to 13.3	Avg. Connection/Disconnect (lbf)	20
Maximum Wire Insulation Diameter (inches)	0.575	Operating Temperature Range °C**	-20° to 105°
(mm)	14.6	°F	-4° to 221°
AVG Contact Resistance* (micro-ohms)	136	Flammability Rating of Housing Material	UL94 V-0
Insulation Withstanding Test Voltage (Volts AC/DC)	2200		
Contact Retention Force (lbf)	100		

* UL Rated for 75°C largest wire or cable size
** Contact factory for higher temperature rated connector
SB[®], UL and CSA Reference: This equipment is an Underwriters Laboratories Inc[®] recognized component.
It is also listed by the Canadian Standards Association as certified.

ORDERING INFORMATION

2 Pole Housing & 120 amp Contacts

Part Number	Housing Color	Wire AWG	sq. mm
6800G1	Gray	#2	33.6
6801G1	Blue	#2	33.6
6802G1	Red	#2	33.6
6800G2	Gray	#4	21.1
6801G2	Blue	#4	21.1
6802G2	Red	#4	21.1
6800G3	Gray	#6	13.3
6801G3	Blue	#6	13.3
6802G3	Red	#6	13.3

Housing Only

Part Number	Description
6810G1	Gray housing
6810G2	Blue housing
6810G3	Red housing

120 amp Contacts

Part Number	Description	Wire AWG	sq. mm
6811G1	Contact set (2)	#2	33.6
6811G2	Contact set (2)	#4	21.1
6811G3	Contact set (2)	#6	13.3
120BBS	Bus Bar	N/A	N/A

Bushings

Part Number	Description	Wire AWG	sq. mm
5919	Use with 6811G1	#2 to #4	33.6/21.2
5920	Use with 6811G1	#2 to #6	33.6/13.3
5921	Use with 6811G1	#2 to #8	33.6/8.4

Accessories

Part Number	Description
SB120-HDL-RED	SB handle with hardware-red
981G1	Cable clamp for 2 single conductor cables
110G57	Lock nut for use with Bus bar contact
134G4	Dust cover, red
1467G1	Panel mount bracket, set (2)
981G2	Twin conduit cable clamp

Tooling

Part Number	Description
1368	Hand tool - #2 to #8
1387G1	Pneumatic tool - #2 to #8
1388G4	- die for #2 to #8
1389G4	- locator #2 to #8

Note: For additional colors please contact customer service

HEADQUARTERS: 13 Pratts Junction Road, P.O. Box 579, Sterling, MA 01564 T:978-422-3600 F:978-422-3700

EUROPE: Rathealy Road, Fermoy Co. Cork, Ireland T:353-(0)25-32277 F:353-(0)25-32296

ASIA/PACIFIC: IDEAL Anderson Asia Pacific Ltd., Unit 922-928 Topsail Plaza, 11 On Sum Street, Shatin N.T., Hong Kong T:852-2636-0836 F:852-2635-9036

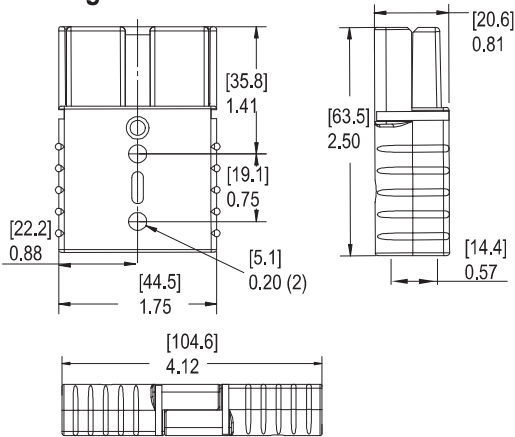
CHINA: IDEAL Anderson Technologies (Shenzhen) Ltd., Block A8 Tantou W. Ind. Par, Songgang Baoan District, Shenzhen, PR, China 51810 T: 86-755-2768-2118 F: 86-755-2768-2218

TAIWAN: IDEAL Anderson Asia Pacific Ltd., Taiwan Branch, 4F-2, No.116, Dadun 20th St., Situn District, Taichung City 407, Taiwan (R.O.C.) T: 886-4-2310-6451 F:886-4-2310-6460

www.andersonpower.com

DIMENSIONS

Housing

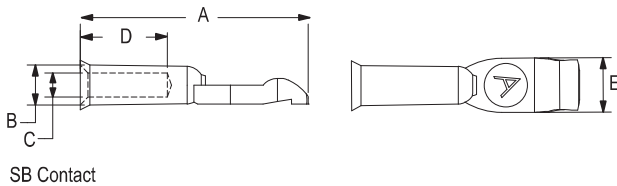


Contacts

Part Number	-A-	-B-	-C-	-D-
	mm in.	mm in.	mm in.	mm in.
6811G1	50.8 2.00	11.1 0.44	8.7 0.34	21.6 0.85
6811G2	50.8 2.00	11.1 0.44	7.5 0.30	21.6 0.85
6811G3	50.8 2.00	11.1 0.44	5.6 0.22	21.6 0.85
120BBS	77.0 3.03	11.2 0.44	9.5 0.38	N/A #10-24Thd.

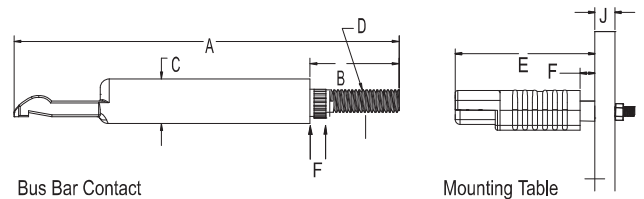
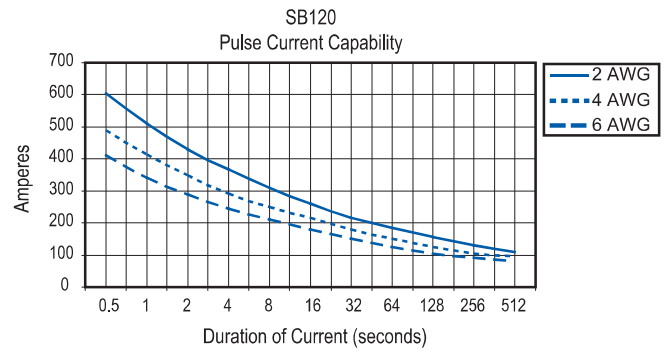
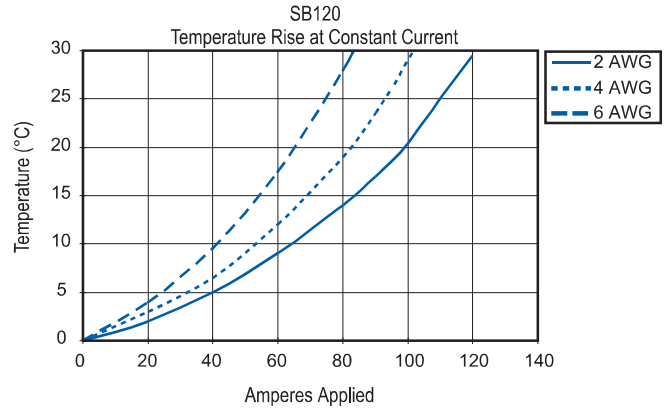
Part Number	Contact Detent	-E-	-F-	-J-	-K-
		mm in.	mm in.	mm in.	mm in.
6811G1	Low	10.4 0.41	N/A	N/A	N/A
6811G2	Low	10.4 0.41	N/A	N/A	N/A
6811G3	Low	10.4 0.41	N/A	N/A	N/A
120BBS	N/A	68.6 2.70	5.1 0.20	23.6 0.93	21.1 (min) 0.83(min)

Part Number	Contact Detent	-L-	-M-
		mm in.	mm in.
120BBS	N/A	7.37 0.29	6.35 0.25



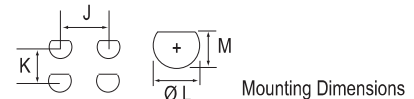
SB Contact

TEMPERATURE RISE CHARTS



Bus Bar Contact

Mounting Table



Mounting Dimensions