




(2,54 mm) .100"



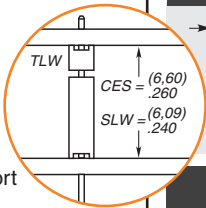
TLW, MTLW SERIES

LOW PROFILE .025" SQ POST HEADERS

Mates with:
BSW, CES, SLW, HLE,
SMSD, SMSS

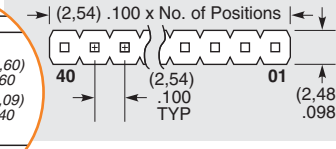
FEATURES

These headers provide the ultimate low profile (0,64 mm) .025" square post board stacking system. The high quality Phosphor Bronze terminals are available with a standard short post height (TLW Series) for mating with low profile sockets, or the post height can be Modified (MTLW Series) to accommodate IDC assemblies and other applications.

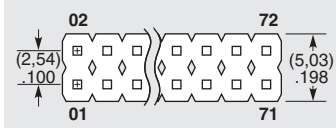


TLW — **1** NO. PINS PER ROW

01 thru 40
= Single Row

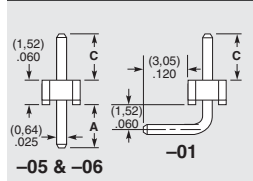


01 thru 36
= Double Row



LEAD STYLE

Specify LEAD STYLE from chart



LEAD STYLE	A	C
-01	N/A	(5,84) .230
-05	(4,32) .170	(2,67) .105
-06	(3,43) .135	(2,67) .105

PLATING OPTION

-F
= Gold flash on post, Matte Tin on tail

-G
= 10µ" (0,25 µm) Gold on post, Gold flash on tail

-T
= Matte Tin

ROW OPTION

-S
= Single Row

-D
= Double Row

OTHER OPTION

-RA
= Right Angle
(-01 Lead Style only)

-“XX”
= Polarized Position
Specify position for omitted pin.

ALSO AVAILABLE
(MOQ Required)

- Other platings
- Contact Samtec.

SPECIFICATIONS

For complete specifications see www.samtec.com?TLW or www.samtec.com?MTLW

Insulator Material: Black Liquid Crystal Polymer
Terminal Material: Phosphor Bronze
Plating: Au or Sn over 50µ" (1,27 µm) Ni

Current Rating (TLW/SLW): 5.2 A per pin (1 pin powered per row)

Operating Temp Range: -55°C to +105°C with Tin
-55°C to +125°C with Gold

RoHS Compliant: Yes

Lead-Free Solderable: Yes

RECOGNITIONS

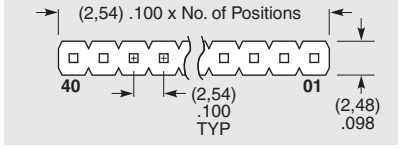
For complete scope of recognitions see www.samtec.com/quality



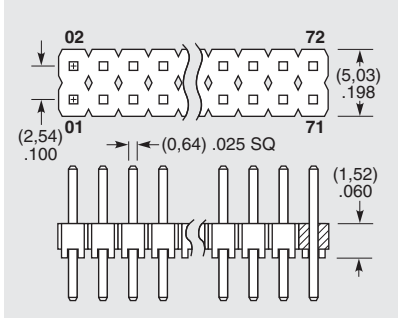
Note: Some lengths, styles and options are non-standard, non-returnable. MTLW Series is non-standard, non-returnable.

MTLW — **1** NO. PINS PER ROW

01 thru 40
= Single Row

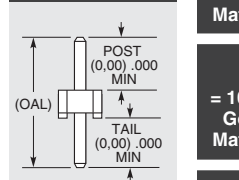


01 thru 36
= Double Row



LEAD STYLE

Specify LEAD STYLE from chart



LEAD STYLE	OAL
-05	(8,51) .335
-06	(7,62) .300
-07	(10,92) .430
-08	(13,46) .530
-09	(18,54) .730
-10	(21,08) .830
-22	(16,00) .630
-23	(11,30) .445
-24	(12,19) .480

PLATING OPTION

-F
= Gold flash on post, Matte Tin on tail

-L
= 10µ" (0,25 µm) Gold on post, Matte Tin on tail

-G
= 10µ" (0,25 µm) Gold on post, Gold flash on tail

-T
= Matte Tin

ROW OPTION

-S
= Single Row

-D
= Double Row

POST HEIGHT

-“XXX”
= Post Height Dimension (In inches)

