
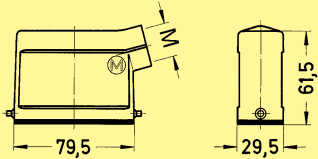

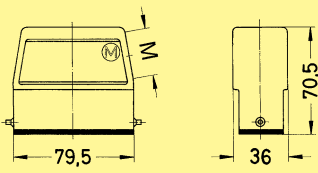

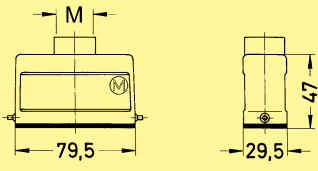

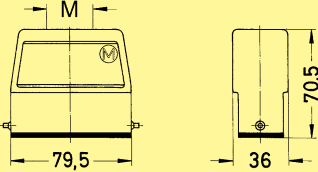



Metal hoods/housings for industrial applications / 1 lever locking system

Identification	Part number		Cable entry metric	Drawing	Dimensions in mm
	Low construction	High construction			
Hoods side entry		19 20 016 1540	1 x 20		79,5 x 29,5 x 61,5
side entry		19 20 016 0546	1 x 25		79,5 x 36 x 70,5
Hoods top entry		19 20 016 1440	1 x 20		79,5 x 29,5 x 47
top entry		19 20 016 0446	1 x 25		79,5 x 36 x 70,5
Protection covers		metal 09 20 016 5423	metal 09 20 016 5423	