


MC20805B6WM-FPTLW-V2	2 x 8	5mm Character Height	LCD Module
Specification			
Version: 1		Date: 05/08/2021	
Revision			
1	03/08/2021	First Issue	

Display Features					
Character Count	2 x 8				
Appearance	Black on White				
Logic Voltage	5V				
Interface	Parallel				
Font Set	English / Scandinavian				
Display Mode	Transflective				
Character Height	4.75mm				
LC Type	FSTN				
Module Size	40.00 x 35.40 x 13.00 mm				
Operating Temperature	-20°C ~ +70°C				
Construction	COB			Box Quantity	Weight / Display
LED Backlight	White				

* - For full design functionality, please use this specification in conjunction with the ST7066U specification. (Provided Separately)

Display Accessories	
Part Number	Description
MCCBL1A16SLIP -16DILS-150	16 Way, Single in-line to Dual In-line connector Cable.

Optional Variants		
Fonts	Appearances	Voltage
English/Japanese	Black on Yellow/	3V
English/Euro	Green	3.3V
English/Cyrillic	White on Blue	5V
	Black on RGB	



FEATURES

AVAILABLE OPTIONS	CHARACTERISTICS
DISPLAY FORMAT	8 Characters by 2 Lines
POLARIZER OPTIONS	Positive Transflective
BACKLIGHT TYPE OPTIONS	Edge Type LED Backlight (Standard version)
BACKLIGHT COLOR OPTIONS	White color
LCD PANEL OPTIONS	FSTN
VIEWING ANGLE OPTIONS	6:00 (Bottom)
TEMPERATURE RANGE OPTIONS	-20°C ~ 70°C, Single Supply Voltage
SUGGESTED DRIVING VOLTAGE	V _{lcm} = 5.0V V _{led} = 5.0V
SUGGESTED LED DRIVING MODE	PIN15: LED+, PIN16:LED-
CONTROLLER	ST7066U
FONT MAP CODE	M Version
DRIVING DUTY	1/16
DRIVING BIAS	1/5

MECHANICAL SPECIFICATIONS

OVERALL SIZE	40.0W x 35.4H	mm	THICKNESS	max 13.0	mm
VIEWING AREA	30.4W x 13.9H	mm	HOLE-HOLE	36.0W x 30.0H	mm
CHARACTER SIZE	2.95W x 4.75H	mm	CHARACTER PITCH	0.40W x 0.40H	mm
DOT SIZE	0.55W x 0.55H	mm	DOT PITCH	0.05W x 0.05H	mm

ABSOLUTE MAXIMUM RATINGS

ITEM	SYMBOL	CONDITION	MIN	TYP	MAX	UNIT
POWER SUPPLY (LOGIC)	V _{dd}	25°C	-0.3	—	7.0	V
POWER SUPPLY (LCD)	V ₀	25°C	V _{dd} -13.5	—	V _{dd} +0.3	V
INPUT VOLTAGE	V _{in}	25°C	-0.3	—	V _{dd} +0.3	V
OPERATING TEMPERATURE	V _{opr}	—	-20	—	70	°C
STORAGE TEMPERATURE	V _{stg}	—	-30	—	80	°C

ELECTRONIC CHARACTERISTICS *

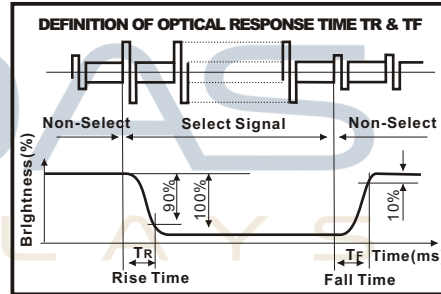
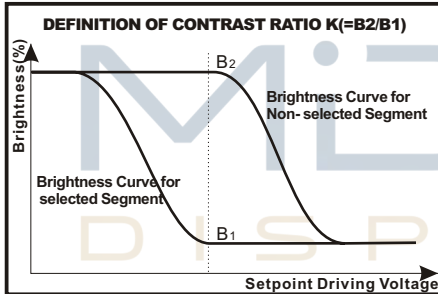
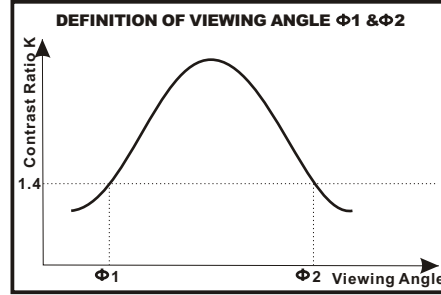
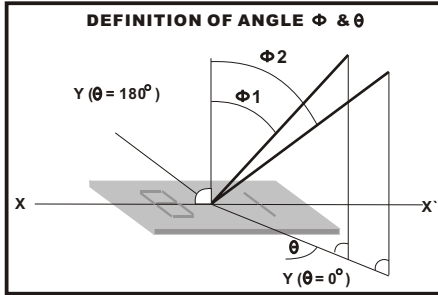
	ITEM	SYMBOL	CONDITION	MIN	TYP	MAX	UNIT
	INPUT VOLTAGE	V _{dd}	—	—	5.0	—	V
	SUPPLY CURRENT	I _{dd}	V _{dd} =5V	—	1.5	—	mA
	DRIVING VOLTAGE FOR LCD PANEL	V _{lcd} = (V _{dd} - V ₀)	-20°C	4.40	—	4.70	V
			0°C	4.30	—	4.70	
			25°C	4.20	4.50	4.70	
			50°C	4.10	—	4.60	
			70°C	4.00	—	4.50	



LCD CHARACTERISTICS

FOR STN/FSTN TYPE LCD Panel (TA=25 °C, Vlcd=5.0V ± 0.5V)

	ITEM	SYMBOL	CONDITION	MIN	TYP	MAX	UNIT
	VIEWING ANGLE	$\Phi 2 - \Phi 1$	K=4	40	—	—	deg
		θ		60			
	CONTRAST RATIO	K	—	6	—	—	—
	RESPONSE TIME(RISE)	TR	—	—	150	250	ms
	RESPONSE TIME(FALL)	TF	—	—	150	250	ms



LED CHARACTERISTICS

	ITEM	SYMBOL	CONDITION	MIN	TYP	MAX	UNIT
	LED FORWARD VOLTAGE	V_f	25°C $I_f = 15\text{mA}$	—	5.0	—	V
	LED FORWARD CURRENT	I_f	25°C	—	15	—	mA
	LED REVERSE CURRENT	I_r	25°C $V_r = 5.0\text{V}$	—	—	10	μA
	LED COLOR RANGE	X coordinate	25°C $I_f = 15\text{mA}$	0.26	—	0.30	—
		Y coordinate		0.27	—	0.31	—
	LED BRIGHTNESS (WITHOUT LCD)	L_v	25°C $I_f = 15\text{mA}$	—	360	—	cd/m^2
	LED BRIGHTNESS UNIFORMITY	$L_{v\text{min}}/L_{v\text{max}}$	25°C $I_f = 15\text{mA}$	70	—	—	Ratio
	LED LIFE TIME	—	25°C $I_f = 15\text{mA}$	9K	—	—	Hours

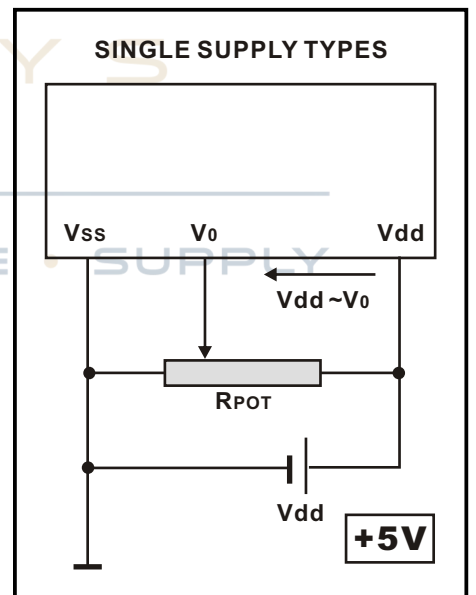
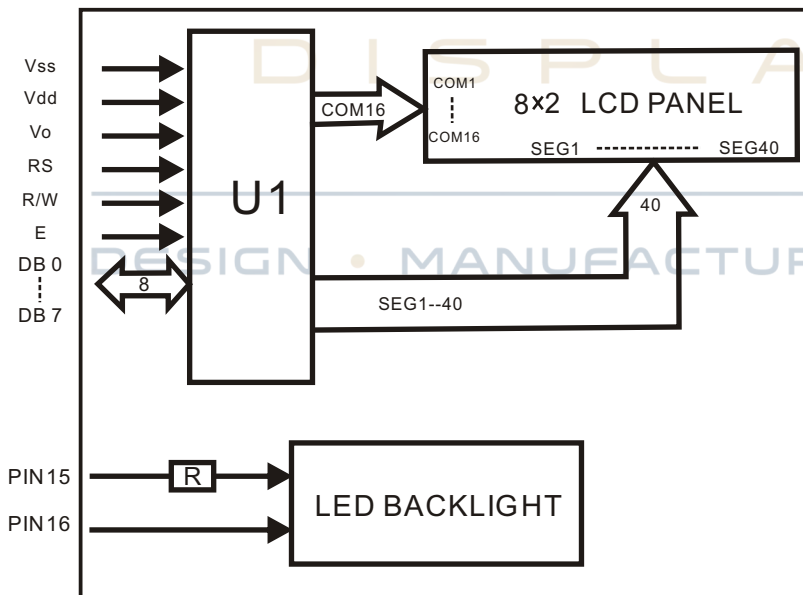


PIN ASSIGNMENT

PIN	SYMBOL	DESCRIPTION	REMARKS
1	Vss	GND	
2	Vdd	Power supply for LCM	5.0V
3	V0	Contrast Adjust	
4	RS	Register Select Signal	
5	R/W	Data Read / Write	
6	E	Enable Signal	
7	DB0	Data bus line	
8	DB1	Data bus line	
9	DB2	Data bus line	
10	DB3	Data bus line	
11	DB4	Data bus line	
12	DB5	Data bus line	
13	DB6	Data bus line	
14	DB7	Data bus line	
15	LED+	Power supply for BKL	5.0V
16	LED-	Power supply for BKL	

BLOCK DIAGRAM

POWER SUPPLY DIAGRAM



Upper 4bit Lower 4bit	LLLL	LLLH	LLHL	LLHH	LHLL	LHLH	LHHL	LHHH	HLLL	HLLH	HLHL	HLHH	HHLL	HHLH	HHHL	HHHH
LLLL	CG RAM (1)															
LLLH	(2)															
LLHL	(3)															
LLHH	(4)															
LHLL	(5)															
LHLH	(6)															
LHHL	(7)															
LHHH	(8)															
HLLL	(1)															
HLLH	(2)															
HLHL	(3)															
HLHH	(4)															
HHLL	(5)															
HHLH	(6)															
HHHL	(7)															
HHHH	(8)															



