

Analog module - AXL F AO4 HART XC 1F



1087080

<https://www.phoenixcontact.com/pc/products/1087080>

Please be informed that the data shown in this PDF document is generated from our Online Catalog. Please find the complete data in the user documentation. Our General Terms of Use for Downloads are valid.



Axioline F, Analog output module, Analog outputs: 4 (HART), 0 mA ... 20 mA, 4 mA ... 20 mA, connection technology: 2-conductor, transmission speed in the local bus: 100 Mbps, Extreme conditions version, degree of protection: IP20, including bus base module and Axioline F connectors

Product Description

The module is an Axioline F I/O module for use in the Axioline F modular I/O system. The module is a modular I/O device that can be affixed to the Axioline F local bus, to communicate I/O data up to the Axioline F controller or bus coupler, which forms the head of the station. The module allows the connection of up to four HART devices. The analog output I/O module with HART capabilities manages analog output and HART data to and from the field I/O terminals and makes this information available to the controller / bus coupler through the Axioline F local bus.

Your advantages

- 4 analog output-powered control signals for HART
- Current range: 4 mA ... 20 mA and 0 mA ... 20 mA
- Cyclic access to PV, SV, TV, QV, and Loop Current
- Can be used under extreme ambient conditions
- Extended temperature range of -40 °C ... +70 °C (see "Tested successfully: use under extreme ambient conditions" in the data sheet)

Commercial Data

Item number	1087080
Packing unit	1 pc
Minimum order quantity	1 pc
Product Key	DRI242
GTIN	4055626882246
Weight per Piece (including packing)	351 g
Weight per Piece (excluding packing)	340 g
Customs tariff number	85389091
Country of origin	US

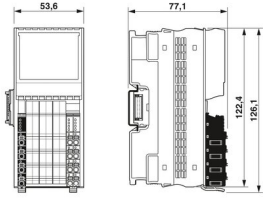
Analog module - AXL F AO4 HART XC 1F

1087080

<https://www.phoenixcontact.com/pc/products/1087080>

Technical Data

Dimensions

Dimensional drawing	
Width	53.6 mm
Height	126.1 mm
Depth	77.14 mm
Note on dimensions	The depth applies when a TH 35-7.5 DIN rail is used (in accordance with EN 60715).

Notes

Utilization restriction

EMC note	EMC: class A product, see manufacturer's declaration in the download area
----------	---

Utilization restriction

CCCEX note	Use in potentially explosive areas is not permitted in China.
------------	---

Material specifications

Color	traffic grey A RAL 7042
-------	-------------------------

Interfaces

Axioline F local bus

No. of channels	2
Connection method	Bus base module
Transmission speed	100 Mbps

System properties

Module

Input address area	32 Byte
Output address area	8 Byte
Required parameter data	15 Byte
Required configuration data	7 Byte

Output data

Analog

Output name	Analog outputs
-------------	----------------

Analog module - AXL F AO4 HART XC 1F



1087080

<https://www.phoenixcontact.com/pc/products/1087080>

Connection method	Push-in connection
Connection technology	2-conductor
Note regarding the connection technology	shielded, twisted pair
Number of outputs	4 (HART)
Current output signal	0 mA ... 20 mA 4 mA ... 20 mA

Product properties

Type	block modular
Product type	I/O component
Mounting position	any (no temperature derating)
Scope of delivery	including bus base module and Axioline F connectors

Electrical properties

Potentials: Axioline F local bus supply (U_{BUS})

Supply voltage	5 V DC (via bus base module)
Current draw	max. 60 mA typ. 40 mA

Potentials: Supply for analog modules (U_A)

Supply voltage	24 V DC
Supply voltage range	19.2 V DC ... 30 V DC (including all tolerances, including ripple)
Current draw	max. 150 mA

Connection data

Connection technology

Connection name	Axioline F connector
Note on the connection method	Please observe the information provided on conductor cross sections in the "Axioline F: system and installation" user manual.

Conductor connection

Connection method	Push-in connection
Conductor cross section solid	0.2 mm ² ... 1.5 mm ²
Conductor cross section flexible	0.2 mm ² ... 1.5 mm ²
Conductor cross section AWG	24 ... 16
Stripping length	8 mm

Axioline F connector

Connection method	Push-in connection
Note on the connection method	Please observe the information provided on conductor cross sections in the "Axioline F: system and installation" user manual.
Conductor cross section, rigid	0.2 mm ² ... 1.5 mm ²
Conductor cross section, flexible	0.2 mm ² ... 1.5 mm ²
Conductor cross section AWG	24 ... 16
Stripping length	8 mm

Analog module - AXL F AO4 HART XC 1F



1087080

<https://www.phoenixcontact.com/pc/products/1087080>

Ambient conditions

Ambient temperature (operation)	-25 °C ... 60 °C (Standard) -40 °C ... 70 °C (Extended, see section "Tested successfully: use under extreme ambient conditions" in the data sheet.)
Degree of protection	IP20
Air pressure (operation)	70 kPa ... 106 kPa (up to 3000 m above sea level)
Air pressure (storage/transport)	70 kPa ... 106 kPa (up to 3000 m above sea level)
Ambient temperature (storage/transport)	-40 °C ... 85 °C
Permissible humidity (operation)	5 % ... 95 % (non-condensing)
Permissible humidity (storage/transport)	5 % ... 95 % (non-condensing)

Standards and regulations

Protection class	III (IEC 61140, EN 61140, VDE 0140-1)
------------------	---------------------------------------

Approval data

ATEX

Identification	II 3G Ex ec IIC T4 Gc
Certificate	DEMKO 20 ATEX 2334X

IECEX

Identification	Ex ec IIC T4 Gc
Certificate	IECEX UL 20.0002X

UKCA Ex (UKEX)

Identification	II 3G Ex ec IIC T4 Gc
Certificate	PxCAI22UKEx1052427X

Ex data

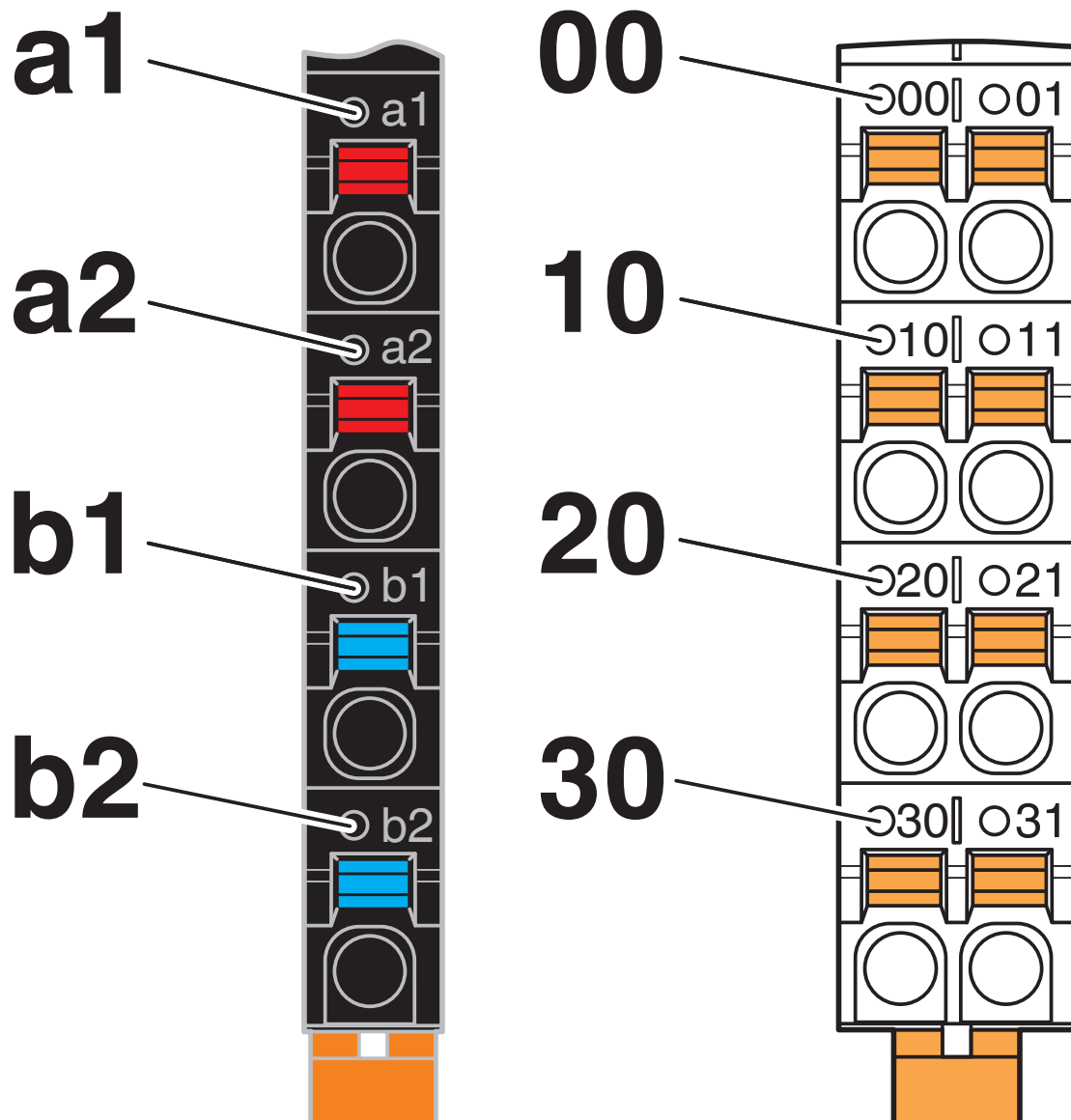
UL, USA / Canada	Class I, Div. 2, Groups A, B, C, D T4
------------------	---------------------------------------

Mounting

Mounting type	DIN rail mounting
Mounting position	any (no temperature derating)

Drawings

Connection diagram

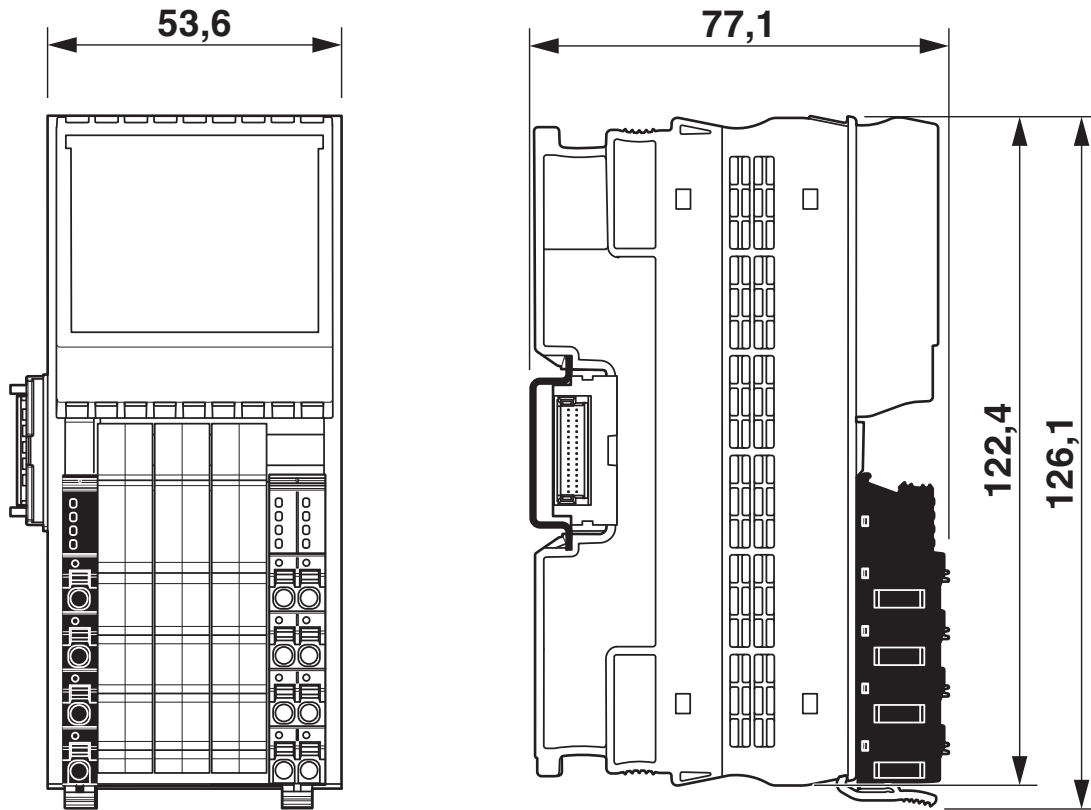


Analog module - AXL F AO4 HART XC 1F

1087080

<https://www.phoenixcontact.com/pc/products/1087080>

Dimensional drawing



Analog module - AXL F AO4 HART XC 1F



1087080

<https://www.phoenixcontact.com/pc/products/1087080>

Approvals



UL Listed

Approval ID: FILE E 238705



cUL Listed

Approval ID: FILE E 238705



IECEX

Approval ID: IECEX UL 20.0002X



cUL Listed

Approval ID: FILE E 196811



UL Listed

Approval ID: FILE E 196811



ATEX

Approval ID: DEMKO 20 ATEX 2334X

cULus Listed

cULus Listed

Analog module - AXL F AO4 HART XC 1F



1087080

<https://www.phoenixcontact.com/pc/products/1087080>

Classifications

ECLASS

ECLASS-9.0	27242601
ECLASS-10.0.1	27242601
ECLASS-11.0	27242601
ECLASS-12.0	27242601

ETIM

ETIM 8.0	EC001596
----------	----------

UNSPSC

UNSPSC 21.0	32151600
-------------	----------

Analog module - AXL F AO4 HART XC 1F



1087080

<https://www.phoenixcontact.com/pc/products/1087080>

Environmental Product Compliance

REACH SVHC	Lead 7439-92-1
	Dechlorane Plus
China RoHS	Environmentally Friendly Use Period = 25;
	For information on hazardous substances, refer to the manufacturer's declaration available under "Downloads"

Analog module - AXL F AO4 HART XC 1F

1087080

<https://www.phoenixcontact.com/pc/products/1087080>

Accessories

Bus connector

Bus connector - AXL F BS F - 2688129

<https://www.phoenixcontact.com/pc/products/2688129>




Axioline F bus base module for housing type F

Shield connection

Shield connection - AXL SHIELD SET - 2700518

<https://www.phoenixcontact.com/pc/products/2700518>



Axioline shield connection set (contains 2 shield bus holders and 2 SK 5 shield connection clamps)

Analog module - AXL F AO4 HART XC 1F

1087080

<https://www.phoenixcontact.com/pc/products/1087080>

Zack marker strip

Zack marker strip - ZB 20,3 AXL UNPRINTED - 0829579

<https://www.phoenixcontact.com/pc/products/0829579>



Zack marker strip for Axioline F (device labeling), in 2 x 20.3 mm pitch, unprinted, 25-section, for individual labeling with B-STIFT 0.8, X-PEN, or CMS-P1-PLOTTER

Zack Marker strip, flat

Zack Marker strip, flat - ZBF 10/5,8 AXL UNPRINTED - 0829580

<https://www.phoenixcontact.com/pc/products/0829580>



Zack Marker strip, flat, Strip, white, unlabeled, can be labeled with: PLOTMARK, CMS-P1-PLOTTER, mounting type: snapped, for terminal block width: 10.15 mm, lettering field size: 4 of 10.15 x 5 mm and 1 of 5.8 x 5 mm, Number of individual labels: 50

Analog module - AXL F AO4 HART XC 1F



1087080

<https://www.phoenixcontact.com/pc/products/1087080>

Insert label

Insert label - EMT (35X46)R - 0801604

<https://www.phoenixcontact.com/pc/products/0801604>



Insert label, for marking the Axioline F series from Phoenix Contact, Roll, white, unlabeled, can be labeled with: THERMOMARK ROLLMASTER 300/600, THERMOMARK X1.2, THERMOMARK ROLL X1, THERMOMARK ROLL 2.0, THERMOMARK ROLL, mounting type: insert, lettering field size: 35 x 46 mm, Number of individual labels: 500

Phoenix Contact 2022 © - all rights reserved

<https://www.phoenixcontact.com>

PHOENIX CONTACT GmbH & Co. KG

Flachsmarktstraße 8

D-32825 Blomberg

+49 (0) 5235-3 00

info@phoenixcontact.com