

1217124-1 ✓ ACTIVE

FASTON | FASTON 187

TE Internal #: 1217124-1

FASTON 187, PCB Terminals, Tab, Tab, PCB Terminal PCB

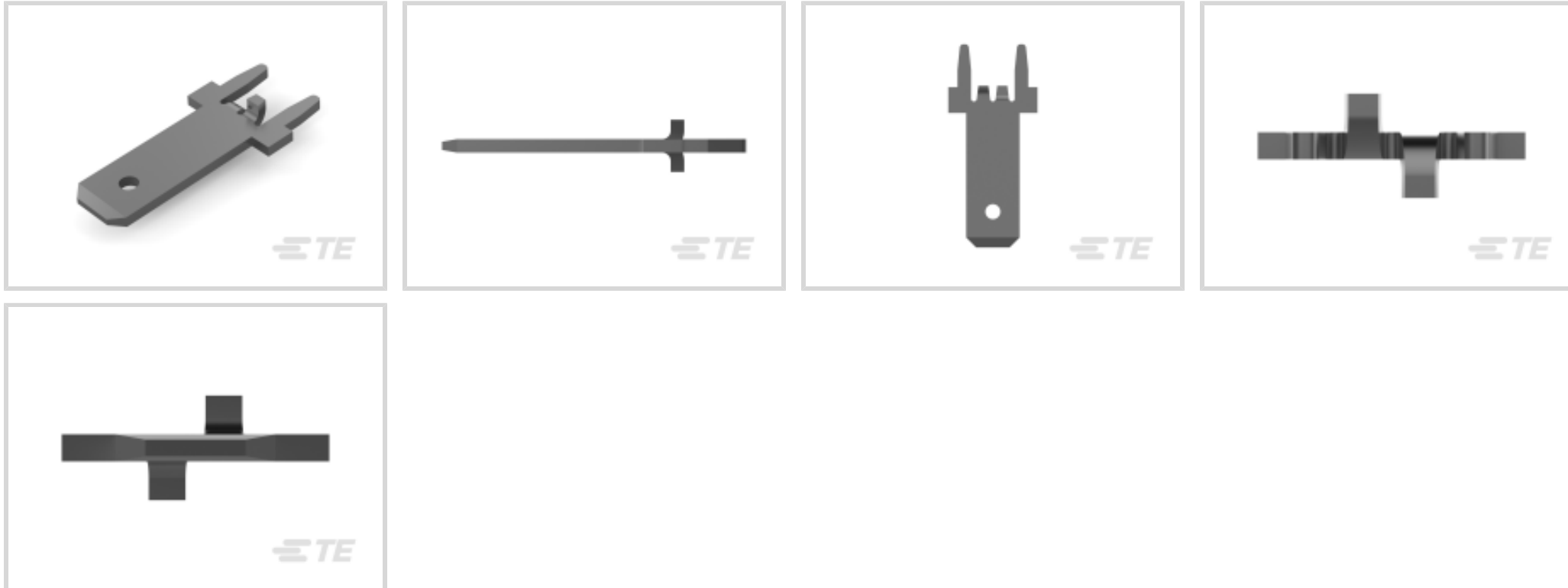
Thickness (Recommended) .062 in [1.57 mm], PCB Terminal Mating

Tab Width .187 in [4.75 mm]

[View on TE.com >](#)



Terminals & Splices > PCB Terminals



Terminal & Splice Type: **Tab**

PCB Terminal Terminal Type: **Tab**

PCB Terminal PCB Thickness (Recommended): **1.57 mm [.062 in]**

PCB Terminal Mating Tab Width: **4.75 mm [.187 in]**

PCB Terminal Mating Tab Thickness: **.81 mm [.032 in]**

Features

Product Type Features

FASTON	Yes
Terminates To	Printed Circuit Board

Configuration Features

Stud Hole	No
Terminal Angle	Straight

Body Features

Plating Thickness	3.81 μm[150 μin]
PCB Terminal Plating Material	Tin

Contact Features

Contact Plating Material	Tin
Terminal & Splice Type	Tab
PCB Terminal Terminal Type	Tab
Underplating Material	Nickel
Terminal Size	4.75



PCB Terminal Terminal Orientation	Vertical
-----------------------------------	----------

Termination Features

PCB Terminal Termination Method	Through Hole - Solder
---------------------------------	-----------------------

Mechanical Attachment

Wire Insulation Support	Without
-------------------------	---------

Dimensions

PCB Terminal PCB Thickness (Recommended)	1.57 mm [.062 in]
--	-------------------

PCB Terminal Mating Tab Width	4.75 mm [.187 in]
-------------------------------	-------------------

PCB Terminal Mating Tab Thickness	.81 mm [.032 in]
-----------------------------------	------------------

PCB Hole Diameter	1.4 mm [.055 in]
-------------------	------------------

Height Above PC Board	14.22 mm [.567 in]
-----------------------	--------------------

Extension Below Board	3.81 mm [.15 in]
-----------------------	------------------

Usage Conditions

Insulation Requirement	Uninsulated
------------------------	-------------

Operating Temperature Range	-40 – 105 °C [-40 – 221 °F]
-----------------------------	-----------------------------

Packaging Features

Packaging Quantity	10000
--------------------	-------

PCB Terminal Packaging Method	Reel
-------------------------------	------

Other

Comment	Insertion equipment available.
---------	--------------------------------

Product Compliance

[For compliance documentation, visit the product page on TE.com>](#)

EU RoHS Directive 2011/65/EU	Compliant
------------------------------	-----------

EU ELV Directive 2000/53/EC	Compliant
-----------------------------	-----------

China RoHS 2 Directive MIIT Order No 32, 2016	No Restricted Materials Above Threshold
---	---

EU REACH Regulation (EC) No. 1907/2006	Current ECHA Candidate List: JAN 2021 (211) Candidate List Declared Against: JAN 2021 (211) Does not contain REACH SVHC
--	---

Halogen Content	Low Halogen - Br, Cl, F, I < 900 ppm per homogenous material. Also BFR/CFR/PVC Free
-----------------	---






Solder Process Capability

Pin-in-Paste capable to 260°C

Product Compliance Disclaimer

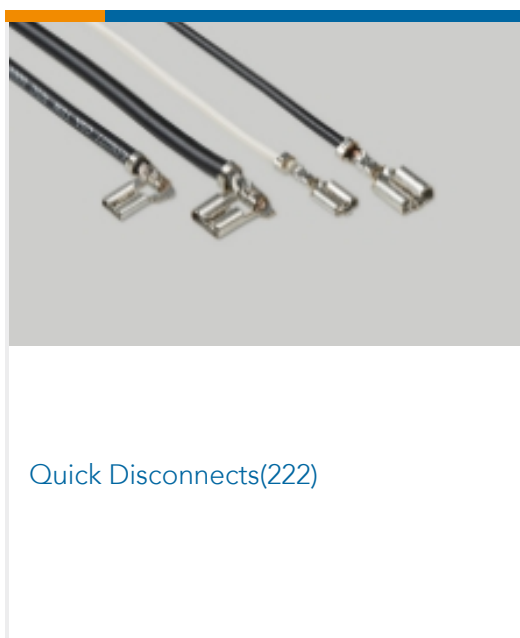

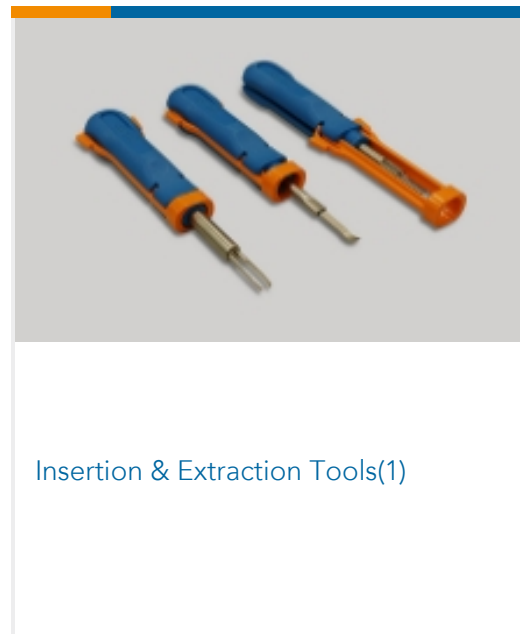
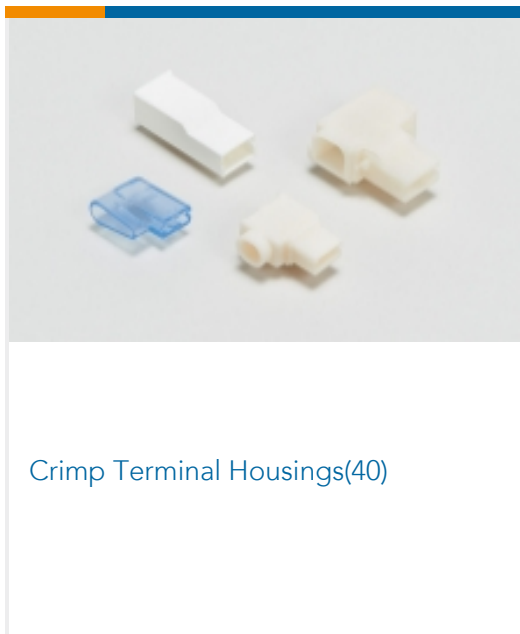
This information is provided based on reasonable inquiry of our suppliers and represents our current actual knowledge based on the information they provided. This information is subject to change. The part numbers that TE has identified as EU RoHS compliant have a maximum concentration of 0.1% by weight in homogenous materials for lead, hexavalent chromium, mercury, PBB, PBDE, DBP, BBP, DEHP, DIBP, and 0.01% for cadmium, or qualify for an exemption to these limits as defined in the Annexes of Directive 2011/65/EU (RoHS2). Finished electrical and electronic equipment products will be CE marked as required by Directive 2011/65/EU. Components may not be CE marked. Additionally, the part numbers that TE has identified as EU ELV compliant have a maximum concentration of 0.1% by weight in homogenous materials for lead, hexavalent chromium, and mercury, and 0.01% for cadmium, or qualify for an exemption to these limits as defined in the Annexes of Directive 2000/53/EC (ELV). Regarding the REACH Regulation, the information TE provides on SVHC in articles for this part number is based on the latest European Chemicals Agency (ECHA) 'Guidance on requirements for substances in articles' posted at this URL: <https://echa.europa.eu/guidance-documents/guidance-on-reach>

Compatible Parts

 <p>TE Part # 1217332-1 187 FASTON,PCB TAB,TCBR</p>	 <p>TE Part # 1217133-1 187 FASTON,PCB TAB,TNBR</p>	 <p>TE Part # 1217127-1 250 FASTON,PCB TAB,TPBR</p>	 <p>TE Part # 1217539-1 250 FASTON,PCB TAB,TCBR</p>
 <p>TE Part # 1217125-1 250 FASTON,PCB TAB,TPBR</p>	 <p>TE Part # 1742361-1 187 FASTON,PCB TAB,TPBR</p>	 <p>TE Part # 1217088-1 FASTON SPECIAL PCB TAB TPBR</p>	 <p>TE Part # 63860-1 FASTON 187 TAB TPBR</p>
 <p>TE Part # 63525-1 FASTON 187 PCB TAB TPBR</p>	 <p>TE Part # 1217861-2 250 FASTON,PCB TAB,TCBR</p>	 <p>TE Part # 63824-1 FASTON 250 PCB TAB TPBR</p>	 <p>TE Part # 1217089-1 110 FASTON,PCB TAB,TNBR</p>

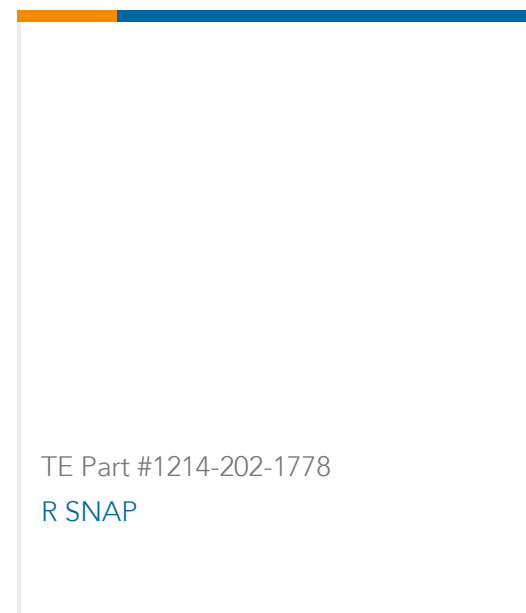
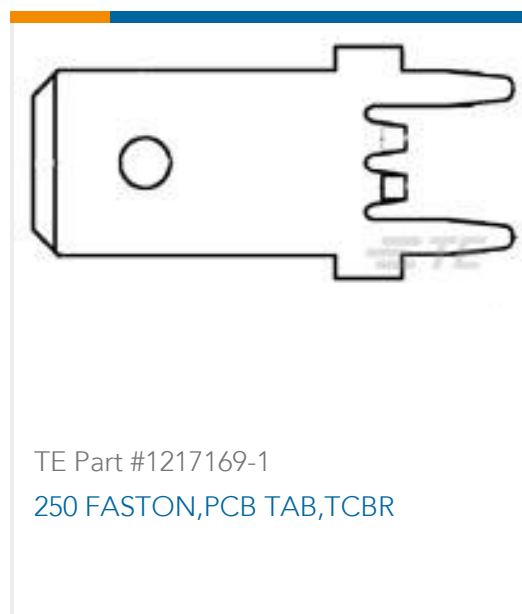


Also in the Series | **FASTON 187**



Customers Also Bought





Documents

Product Drawings

[187 FASTON,PCB TAB,TNBR](#)

English

CAD Files

[3D PDF](#)

3D

Customer View Model

[ENG_CVM_CVM_1217124-1_F_c-1217124-1-f.2d_dxf.zip](#)

English

Customer View Model

[ENG_CVM_CVM_1217124-1_F_c-1217124-1-f.3d_igs.zip](#)

English

Customer View Model

[ENG_CVM_CVM_1217124-1_F_c-1217124-1-f.3d_stp.zip](#)

English

By downloading the CAD file I accept and agree to the [Terms and Conditions](#) of use.

Datasheets & Catalog Pages

[FASTON PCB Tabs and Receptacles](#)

English

[PRINTED CIRCUIT BOARD TERMINALS AND DISCONNECTS](#)

English

Product Specifications

[Application Specification](#)

English



Product Environmental Compliance

TE Material Declaration

English