

# PCB Relay, 12VDC, 270 Ohm



## Features

- 16A switching capability
- SPST-NO&SPDT configuration
- 5KV dielectric strength between coil and contacts
- Class B/F available

## Specification

Nominal Voltage (VDC)	12
Coil Resistance ( $\Omega$ )	270
Rated Current (mA)	45
Max Operate Voltage (VDC)	9.6
Min Release Voltage (VDC)	0.6
Coil Power (W)	0.54

**Art. Nr.**  
**RND 200-00042**

# PCB Relay, 12VDC, 270 Ohm



## Contact Data

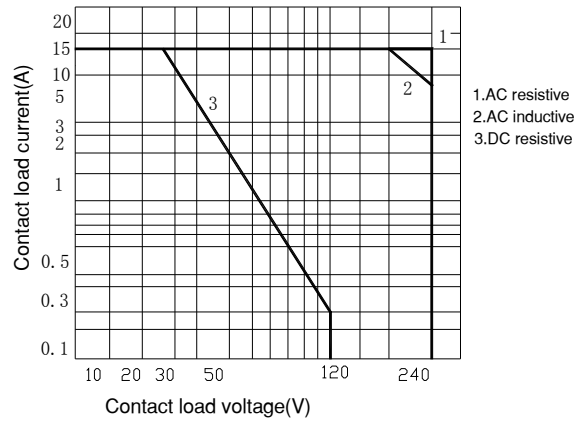
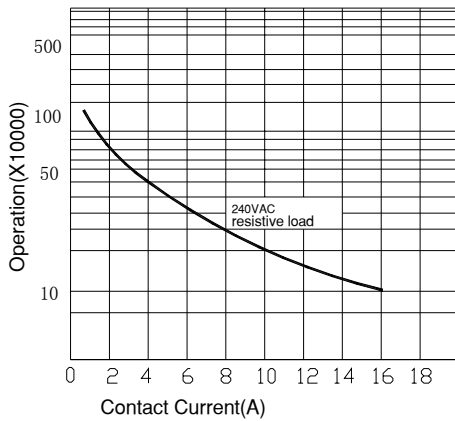
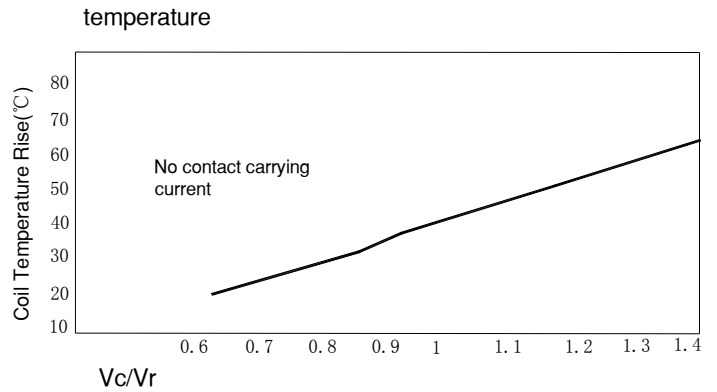
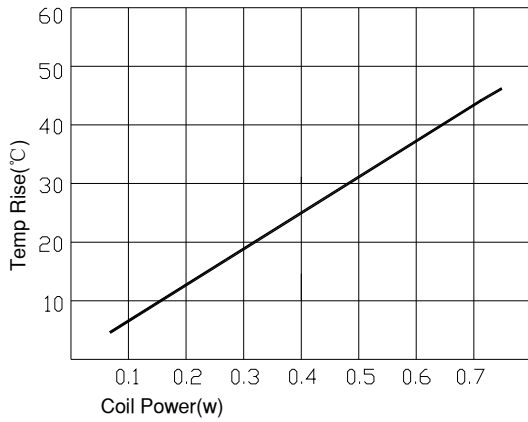
Contact Material	Silver Alloy
Load	Resistive load(COS $\Phi$ =1)
Contact Ratings	16A 240VAC 16A 30VDC
Minimum load	100mA 5VDC
Max Switching Voltage	250VAC/30VDC
Max Switching Current	20A
Max Switching Power	4800VA/480W
Contact Resistance	100m $\Omega$ Max at 6VDC 1A
Life Expectancy	Electrical: 100,000 Operations(at30Operations/minute)
	Mechanical: 10,000,000 Operations(at300Operations/minute)

## Characteristics Data

Insulation Resistance	100M $\Omega$ Min at 500VDC
Dielectric Strength Between Open Contacts	1000VAC(for one minute)
Between Contacts and coil	5000VAC(for one minute)
Operate Time	20ms
Release Time	10ms
Temperature Range	-40 $^{\circ}$ Cto+85 $^{\circ}$ C
Shock Resistance	Operating Extremes: 10G
	Damage Limits: 100G
Vibration Resistance	10-55Hz, 1.5mm
Max. switching frequency	Mechanical: 18,000 operations/hr Electrical: 1,800 operations/hr
Humidity	40-85%
Weight	Approx 14g
Safety Standard	UL cUL TÜV CQC

# PCB Relay, 12VDC, 270 Ohm

## Engineering Data



## Overall and Mounting Dimensions

