

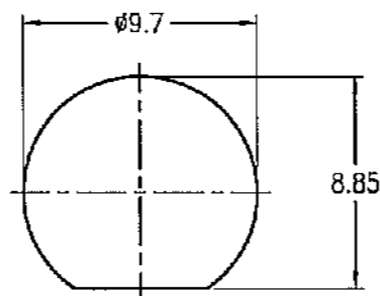
NOTES:

1. MATERIALS AND FINISHES(PLATING THICKNESS IN MICRO-INCHES):
 BODY - BRASS, NICKEL PLATING
 CONTACT - PHOSPHOR BRONZE, GOLD PLATING
 INSULATOR - PTFE
2. ELECTRICAL:
 A. IMPEDANCE: 50 OHM
 B. FREQUENCY RANGE: DC 0-11 GHz
 C. DIELECTRIC WITHSTANDING VOLTAGE: 1500 VRMS, MIN.
3. MECHANICAL:
 A. DURABILITY: 500 CYCLES MIN.
 B. TEMPERATURE RANGE: - 40°C to +155°C

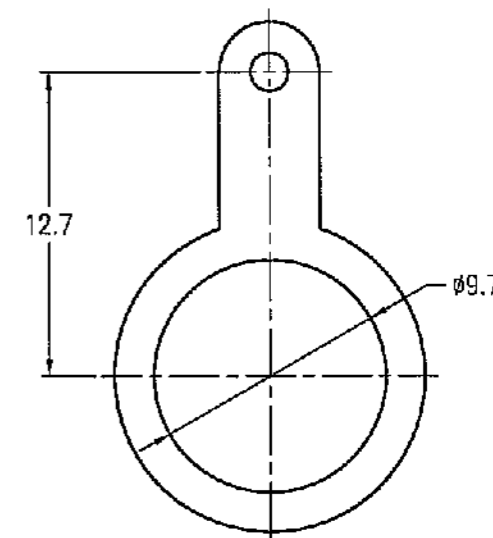
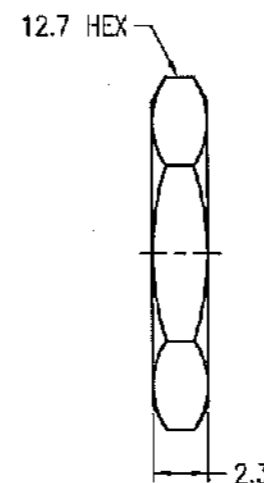
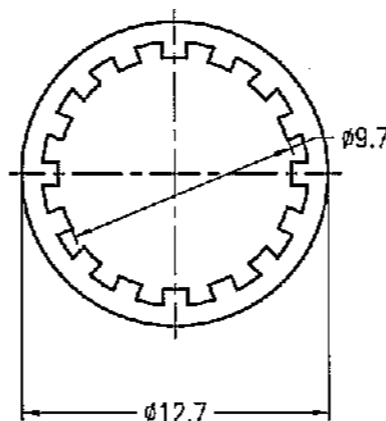
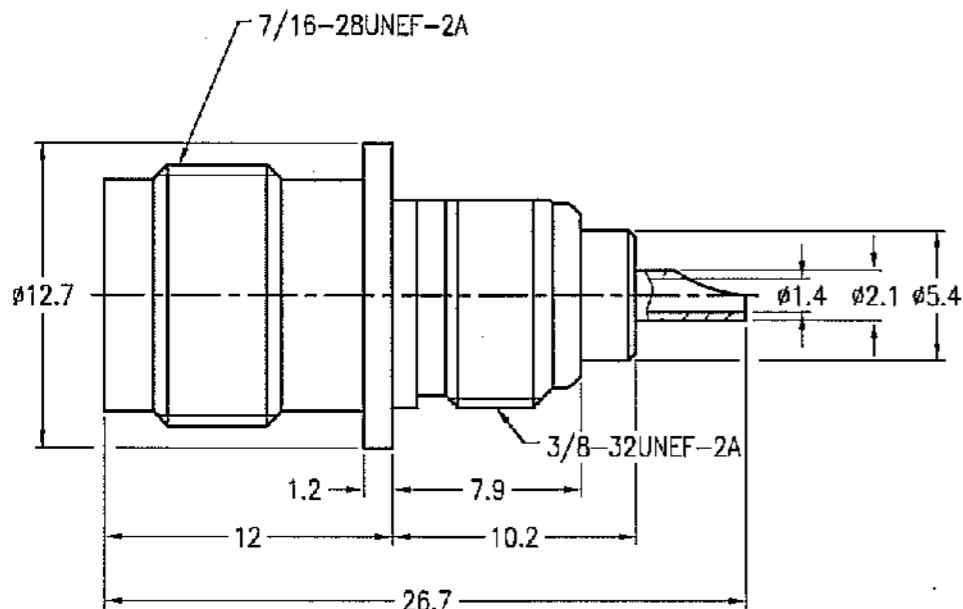
THIRD ANGLE PROJ.

REVISIONS

REV	DESCRIPTION	DATE	ECO	APPR
A	RELEASE TO MFG.	20-Nov-98	42731	CPM
B	KJ# WAS T6351B1-50	17-Dec-98	42779	CPM
C	REDRAWN TO UPDATE FORMAT	07-May-08	47065	SHE



RECOMMENDED MOUNTING HOLE



CUSTOMER OUTLINE DRAWING

ALL OTHER SHEETS ARE FOR INTERNAL USE ONLY

UNLESS OTHERWISE SPECIFIED, DIMENSIONS ARE IN METRIC AND TOLERANCES ARE:
 0.5 - 6mm ±0.1mm 6 - 30mm ±0.2mm 30 - 120mm ±0.3mm ANGLES ±1°

NOTICE - These drawings, specifications, or other data (1) are, and remain the property of Amphenol Corp. (2) must be returned upon request; and (3) are confidential and not to be disclosed to any person other than those to whom they are given by Amphenol Corp. The furnishing of these drawings, specifications, or other data by Amphenol Corp., or to any other person to anyone for any purpose is not to be regarded by implication or otherwise in any manner licensing, granting rights or permitting such holder or any other person to manufacture, use or sell any product, process or design, patented or otherwise, that may in any way be related to or disclosed by said drawings, specifications, or other data.

MATERIAL	DRAWN	DATE	TITLE		
	BETTY.L	27-May-05	TNC BULKHEAD RECEPT.JACK		
REFERENCE	ENGINEER	DATE	DRAWING NO. T6351B1-NT3G-50		
	MARK.C	27-May-05	ITEM NO. 026351AAB01NA5F		
FINISH	APPROVED	DATE	SCALE: 2.5/1	SHEET 2 OF 2	PART NO. 031-2301-RFX
	MARK.C	27-May-05	DWG SIZE B	CODE ID 74868	REV C
	CAD FILE	F:\DWG\T\6351B1\50\NT3G-CSZ			

Amphenol RF
 Danbury CT USA, Tainan Taiwan, Shenzhen China
 www.amphenolrf.com