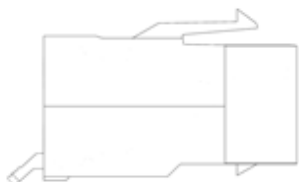

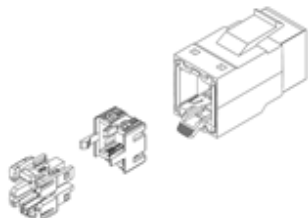


RV6IJ2Uxx-B24 Modular Connectors - Industrial REVConnect Jack CAT6+ UTP

Preview Document. Not Live Data.

For more Information
please call

1-800-Belden1



Description

Industrial REVConnect CAT6+ UTP Modular Jack, T568 A/B, Bulk Pack

Usage (Overall):

Suitable Applications	2400, 3600, 4800 Systems, TIA Category 6, ISO Class E, 1GBASE-T
Related Parts	Compatible with KeyConnect Faceplates, Adapters, Boxes and Patch Panels

Physical Characteristics (Connectivity):

Dimensions:

Dimensions

Height (in.)	Width (in.)	Depth (in.)
0.940	0.640	1.337

Materials:

Materials

Description	Type	Material
Front Connection	RJ45	Copper Clad Flexible PCB, 50uin Gold plated contacts over Nickel
Rear Connection	REVConnect	Copper alloy, Gold plated contacts over Nickel
Connector Body	N/A	PBT glass reinforced UL94V-0

Wiring Scheme:

Wiring Scheme T568A/B

Weight:

Weight: 0.016 lbs.

Packaging:

Packaging Packaged in bulk pack of 24. Weight is per individual unit.

Mechanical Characteristics (Connectivity):

Footprint/Type	KeyConnect
Plug / Jack Compatibility	RJ45, RJ11
Termination Interface	

RV6IJ2Uxx-B24 Modular Connectors - Industrial REVConnect Jack CAT6+ UTP

Termination	Connection	Durabilities
Front	Mated Connection	750 cycles
Rear	Mated Connection	20 cycles

Cable/Connector Retention:	15 lbs.
Connector/Hardware Retention:	20 lbs.
Plug/Connector Retention:	11.250 lbs.
Storage Temperature Range	-40°C To +70°C
Installation Temperature Range	-40°C To +70°C
Operating Temperature Range	-40°C To +70°C
Tool Compatibility	REVConnect Termination Tool (p/n RVUTT01)

Applicable Specifications and Agency Compliance (Overall):

Applicable Standards & Environmental Programs:

UL Rating	UL94V-0
IEEE Specification	Power Over Ethernet (PoE) IEEE 802.3at type 1 and 2 (up to 30W), IEEE802.3bt/D1.7 type 3 and 4 (up to 100W), CISCO UPOE (up to 60W), Power over HDBaseTTM (up to 100W)
EU Directive 2002/95/EC (RoHS)	Yes
EU RoHS Compliance Date (mm/dd/yyyy)	07/01/2006
MII Order #39 (China RoHS)	EUP 50
Telecommunications Standards	Category 6 - TIA 568.C.2, Category 6 - ISO/IEC 11801:2002 Ed.2
Safety Listing	c(UL)us Listed
Other Specification	UL 1863, IEC 60603-7, FCC part 68-F

Flame Test:

UL Flame Test	UL2043 Air Handling Spaces
---------------	----------------------------

Suitability:

Suitability - Indoor	Yes - Indoor
----------------------	--------------

Transmission Characteristics (Connectivity):

Mated Connection Table 1

Frequency (MHz)	Max. Insertion Loss TIA* (dB)	Max. Insertion Loss Belden** (dB)	Min. NEXT TIA* (dB)	Min. NEXT Belden** (dB)	Min. FEXT TIA* (dB)	Min. FEXT Belden** (dB)
1.000	0.100	0.100	75.000	77.000	75.000	77.000
4.000	0.100	0.100	75.000	77.000	71.100	75.100
8.000	0.100	0.100	75.000	77.000	65.000	69.000
10.000	0.100	0.100	74.000	77.000	63.100	67.100
16.000	0.100	0.100	69.900	72.900	59.000	63.000
20.000	0.100	0.100	68.000	71.000	57.100	61.100
25.000	0.100	0.100	66.000	69.000	55.100	59.100
31.250	0.110	0.100	64.100	67.100	53.200	57.200
62.500	0.160	0.120	58.100	61.100	47.200	51.200
100.000	0.200	0.160	54.000	57.000	43.100	47.100
200.000	0.280	0.240	48.000	51.000	37.100	41.100
250.000	0.320	0.280	46.000	49.000	35.100	39.100
300.000		0.310		44.500		37.600

Mated Connection Table - Footnote

* TIA/EIA-568-C.2 Category 6 Standard.

** Worst-case performance for a CAT6+ mated connection using CAT6+ modular plugs

Mated Connection Table 2

RV6IJ2Uxx-B24 Modular Connectors - Industrial REVConnect Jack CAT6+ UTP

Frequency (MHz)	Min. Return Loss TIA* (dB)	Min. Return Loss Belden** (dB)	Min. Balanced TCL TIA* (dB)	Min. Balanced TCL Belden** (dB)
1.000	30.000	32.000	40.000	42.000
4.000	30.000	32.000	40.000	42.000
8.000	30.000	32.000	40.000	42.000
10.000	30.000	32.000	40.000	42.000
16.000	30.000	32.000	40.000	42.000
20.000	30.000	32.000	40.000	42.000
25.000	30.000	32.000	40.000	42.000
31.250	30.000	32.000	38.100	42.000
62.500	28.100	32.000	32.100	36.100
100.000	24.000	28.000	28.000	32.000
200.000	18.000	22.000	22.000	26.000
250.000	16.000	22.000	20.000	24.000
300.000		18.500		22.500

Dielectric Strength	1,000 V RMS @ 60 Hz for 1 minute (Signals to Ground)
Current Rating:	1.300 A
Insulation Resistance	500 M-Ohm Minimum
Max. Contact Resistance	20 m-Ohm
Termination Resistance	2.5 m-Ohm

Notes (Overall):

Notes Please see Installation Guide PX106876.

Product Family:

Part Number List

Item Number	Color
RV6IJ2UBK-B24	Black
RV6IJ2UBL-B24	Blue
RV6IJ2UEW-B24	Elec. White
RV6IJ2UOR-B24	Orange
RV6IJ2UTE-B24	Teal

Revision Number: 0 Revision Date: 02-11-2019

© 2019 Belden, Inc
All Rights Reserved.

Although Belden makes every reasonable effort to ensure their accuracy at the time of this publication, information and specifications described herein are subject to error or omission and to change without notice, and the listing of such information and specifications does not ensure product availability. Belden provides the information and specifications herein on an "AS IS" basis, with no representations or warranties, whether express, statutory or implied. In no event will Belden be liable for any damages (including consequential, indirect, incidental, special, punitive, or exemplary damages) whatsoever, even if Belden has been advised of the possibility of such damages, whether in an action under contract, negligence or any other theory, arising out of or in connection with the use, or inability to use, the information or specifications described herein. All sales of Belden products are subject to Belden's standard terms and conditions of sale. Belden believes this product to be in compliance with EU RoHS (Directive 2002/95/EC, 27-Jan-2003). Material manufactured prior to the compliance date may be in stock at Belden facilities and in our Distributor's inventory. The information provided in this Product Disclosure, and the identification of materials listed as reportable or restricted within the Product Disclosure, is correct to the best of Belden's knowledge, information, and belief at the date of its publication. The information provided in this Product Disclosure is designed only as a general guide for the safe handling, storage, and any other operation of the product itself or the one that it becomes a part of. This Product Disclosure is not to be considered a warranty or quality specification. Regulatory information is for guidance purposes only. Product users are responsible for determining the applicability of legislation and regulations based on their individual usage of the product.