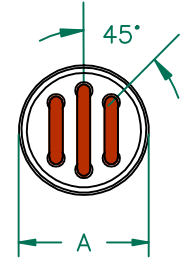
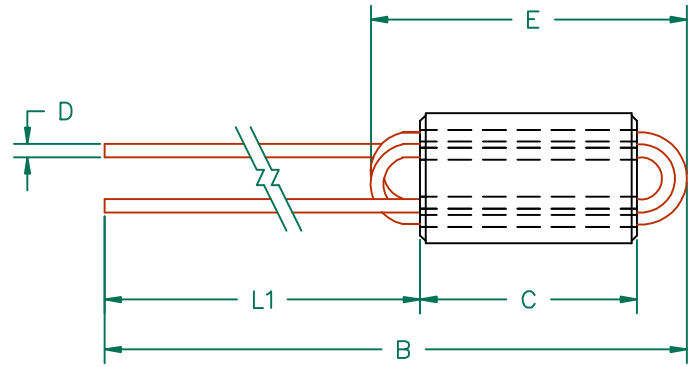


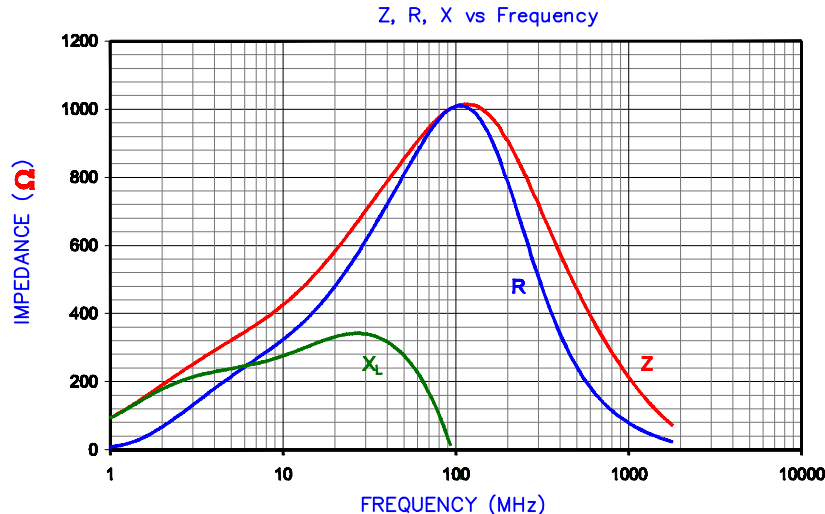
SCALE DRAWING 1:1



ELECTRICAL TESTING

TEST:	Z	Z
FREQUENCY	25 MHz	100 MHz
NOMINAL	605 Ω	998 Ω
MINIMUM	454 Ω	749 Ω
MAXIMUM	-	-

UNCONTROLLED DOCUMENT



AGILENT E4991A RF Impedance/Material Analyzer
HP 16194A Test Fixture

NOTES:

1. WIRE: 3 TURNS, COPPER 24 AWG 0.51 [.020] DIA.
2. PLATING: 100% TIN 5μ ± 2μ [200 μin ± 80 μin]
3. REF. STEWARD CORE P/N 28C0236-000.
4. LEADS:
 - A. LEADS SOLDERABILITY CONFORMS TO MIL-STD-202F, METHOD 208F.
5. WEIGHT/1000 1.22 kgs. 2.7 lbs.

DIMENSIONS:

A	6.00 [.236]	+	0.20 [.008]
B	50.53 [1.990]	+	3.18 [.125]
C	10.0 [.394]	+	0.25 [.010]
D	24 AWG TCW	+	-
E	14.61 [.575]	+	TYP.
L1	38.1 [1.50]	+	3.18 [.125]

DIMENSIONS ARE IN mm (INCHES).				This print is the property of Laird Tech. and is loaned in confidence subject to return upon request and with the understanding that no copies shall be made without the written consent of Laird Tech. All rights to design or invention are reserved.			Laird TECHNOLOGIES		
K	UPDATE COMPANY LOGO	12/16/08	JRK	PROJECT/PART NUMBER: 28C0236-0EW-10			REV	PART TYPE:	DRAWN BY:
J	REMOVE MAX. Z SPEC @ 100 MHZ	04/26/07	JRK				K	MULTI-TURN AXIAL BEAD	JAZ
H	UPDATE COMPANY LOGO	04/16/07	JRK	07/08/93			SCALE:	MATERIAL:	
G	CHG A DIMS. & TOLS. ADD ROHS SYMB.	02/20/07	JRK				-	NiZn Ferrite	
F	CORRECT NOTE 5	07/07/05	JRK	28C0236-0EW-10-K			TOOL #		
E	CHG P/N TO -10, REVISE NOTES 2&5	10/07/03	JRK				C0236		
D	UPDATE PRINT FORMAT, UPDATE TOLS ADD Z, R, XL CURVE, UPDATE NOTES	01/11/02	JRK						
C	UPDATE PRINT FORMAT	10/24/97	DTR						
REV	DESCRIPTION	DATE	INT						