

SPECIALTY CABLES & ADAPTERS

Computer



Fig.1



Fig.2



Fig.3



Fig.4



Fig.5



Fig.6




Fig.8



Fig.9



Fig.10

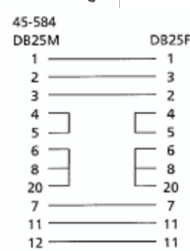



Fig.14

IBM®-AT, PS®/2 & Compatible Adapter Cables

Retail Part No.	Bulk Part No.	Figure No.	Description	Length (Feet)	Color	Cable
45-391		1	AT Ser Cable DB9 (Female)/DB25 (Male)	6	Putty	7 x 28 AWG
45-4427		1	Modem Cable DB9 (Female)/DB25 (Male)	6	Putty	7 x 28 AWG
45-320		1	Modem Cable DB9 (Female)/DB25 (Male)	6	Putty	7 x 28 AWG
45-321		1	Modem Cable DB9 (Female)/DB25 (Male)	10	Putty	7 x 28 AWG

Null Modem Cables

Retail Part No.	Bulk Part No.	Figure No.	Description	Length (Feet)	Color	Cable
45-389		2	DB9 (Female)/DB9 (Female)	6	Putty	7 x 28 AWG
45-390		3	DB9 (Male)/DB9 (Male)	10	Putty	7 x 28 AWG
45-393		4	DB25 (Male)/DB25 (Female)	6	Putty	9 x 28 AWG
45-395		4	DB25 (Male)/DB25 (Female)	10	Putty	9 x 28 AWG
45-394		5	DB25 (Male)/DB25 (Male)	10	Putty	9 x 28 AWG

Null Modem Adapters

Retail Part No.	Bulk Part No.	Figure No.	Description	Length (Feet)	Color	Cable
45-589		6	DB25 (Male)/DB25 (Female)		Putty	
45-582	45-582-BU	6	DB25 (Male)/DB25 (Female) Standard		Putty	
45-583	45-583-BU	6	DB25 (Male)/DB25 (Female) Full Handshake		Putty	
45-584	45-584-BU	6	DB25 (Male)/DB25 (Female) No Handshake		Putty	

Apple® Computer Cables

Retail Part No.	Bulk Part No.	Figure No.	Description	Length (Feet)	Color	Cable
45-880		7	MD-3 (Male)/MD-3 (Male)	6	Gray	
45-815		8	MD-8 (Male)/MD-8 (Female)	10	Gray	
45-831		9	MD-8 (Male)/DB-9 (Female)	8.5	Gray	
45-805		10	MD-8 (Male)/MD-8 (Male)	10	Gray	
45-836		9	MD-8 (Male)/DB-9 (Female)	6	Gray	
45-840		10	MD-8 (Male)/MD-8 (Male)	8.5	Gray	

Lap-Link™ Cable

Retail Part No.	Bulk Part No.	Figure No.	Description	Length (Feet)	Color	Cable
45-730		14	DB25 (M)/(M), DB25 (F)/(F), DB9 (F)/(F) (6 Ended)	6	Gray	28 AWG