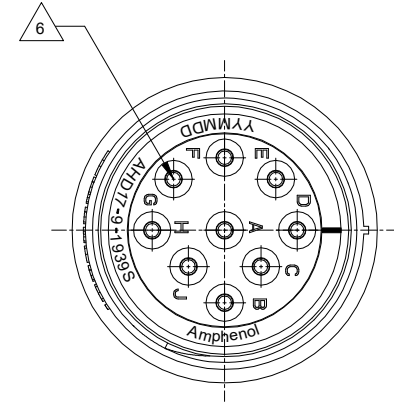
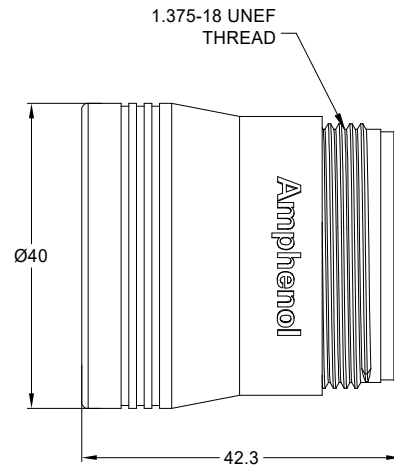
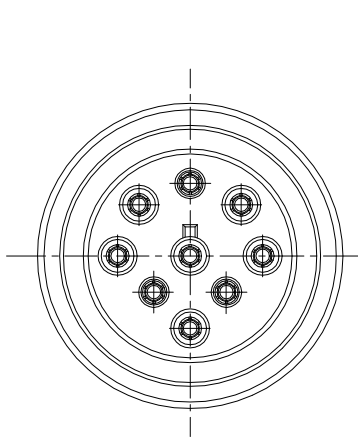


REVISIONS					
REV	ECO	DESCRIPTION	DATE	BY	APPR
A3	--	RELEASE NEW DWG FORMAT	22FEB14	JARRY	TOMMY
A4	--	UPDATE VIEW	02/AUG/23	HARRIS	TOMMY



NOTES: UNLESS OTHERWISE SPECIFIED

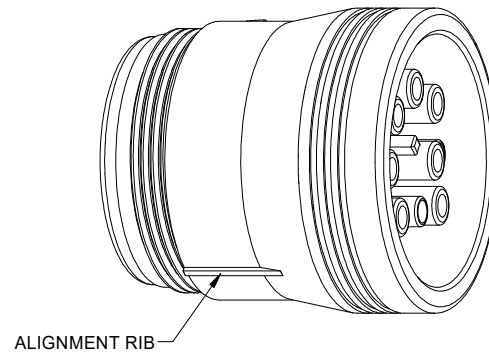
- MATERIAL:  
HOUSING: THERMOPLASTIC; BLACK  
SEAL: SILICONE RUBBER
- MODIFICATIONS: NO COUPLING RING;  
J1939 KEY ARRANGEMENT;
- SPECIFICATIONS:  
3.1 CURRENT RATING: 13 AMPS  
3.2 OPERATING TEMPERATURE: -55°C TO +125°C.  
3.3 DIELECTRIC WITHSTANDING VOLTAGE: LESS THAN 2 MILLIAMPS CURRENT LEAKAGE @ 1500 VOLTS AC.  
3.4 INSULATION RESISTANCE: 1000 MEGOHM MIN @ 25°C.  
3.5 MOISTURE RESISTANCE:  
IP68(1M OF WATER FOR A PERIOD OF 24 HOURS,MATED CONDITION);  
IP69K (MATED CONDITION)  
3.6 MATING CYCLE DURABILITY: 100 CYCLES  
3.7 RoHS COMPLIANT

4. MATING PART: AHD10-9-1939\* AND AHD14-9-1939\*  
(\* = SEAL TYPE )

5. ALL DIMENSIONS ARE FOR REFERENCE USE ONLY.

6 CONTACT SIZE AND WIRE RANGE:

CONTACT SIZE	MIN. INSUL O.D.	MAX. INSUL O.D.	WIRE RANGE
16	2.54mm (.100 in)	3.81 mm (.150 in)	14 - 20 AWG (2.0-0.5mm <sup>2</sup> )



3D VIEW

AHD17-9-1939S		REF: HD17-9-1939S		DESCRIPTION		ITEM
QUANTITY		PART NUMBER		MATERIALS LIST		
UNLESS OTHERWISE SPECIFIED 1) All dimensions are in metric(mm). 2) Tolerances are as follows: 1 PL DEC ±0.30 2 PL DEC ±0.15 3 PL DEC ±0.08 3) Note reference =		SIGNATURES		DATE		 Sine Systems - www.amphenol-sine.com 44724 Morley Drive Clinton Township, MI 48036 PLUG, 9 POSITION, J1939, NO COUPLING RING, AHD SERIES
DRAWN: HARRIS		02/AUG/23		CHECKED: ORION		
ENGINEER:		02/AUG/23		APPROVAL: TOMMY		
APPROVAL: TOMMY		04/AUG/23		CUSTOMER:		
MATERIAL SPECIFICATIONS: WEIGHT:44.4g		THIS DRAWING IS SUPPLIED FOR INFORMATION ONLY. DESIGN FEATURES, SPECIFICATIONS AND PERFORMANCE DATA SHOWN HEREON ARE THE PROPERTY OF THE AMPHENOL CORPORATION. NO RIGHTS OF REPRODUCTION ARE IMPLIED. ALL DIMENSIONS ARE SUBJECT TO NORMAL MANUFACTURING VARIATIONS.		SIZE	TYPE	DWG NO:
PROCESS SPECIFICATIONS:		NEXT ASSY:		B	C-	AHD17-9-1939S
				SCALE:	NONE	REVISION A4
				SHEET 1 OF 1		

TITLE: PLUG 9 POSITION, J1939, NO COUPLING RING, AHD SERIES  
DWG NO: AHD17-9-1939S  
REV: A4  
SH: 1  
OF: 1